



*Tea Time Table*, characterised by the distinctive traits of Levy for this project: an original die cast aluminium leg, shiny chrome or matt black chrome, with airy design.

### Finishes

#### Top finishes

black oak  
dark oak  
grey oak  
light elm  
dark elm

#### Leg finishes

shiny chrome  
black chrome


### Technical information

Leg	Folded and chromed sheet metal 5 mm thick, with aluminium insert and adjustable metal foot with felt for floor placement.
Top	Honeycomb core wood panel, finished with sliced Elm veneer ( <i>Ulmus rubra</i> ) or Oak ( <i>Quercus</i> ).

### Types

#### fixed rectangular table


W 2300 D 1000 H 738  
W 90 1/2" D 39 3/8" H 29"



TVR1

#### fixed rectangular table

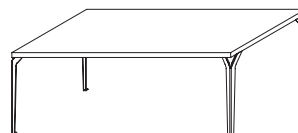
W 2000 D 1000 H 738  
W 78 3/4" D 39 3/8" H 29"



TVR2

#### fixed rectangular table

W 1800 D 900 H 738  
W 70 7/8" D 35 3/8" H 29"



TVR3