

Molteni & C

NIGHT&DAY— PATRICIA URQUIOLA 2009

1—
4



Night&Day is the seating system that's reflects contemporary life, associating refined design with a strong character. Thanks to the design's extreme flexibility it is possible to organise personal space. Watching tv, reading a good book or the newspaper in peace, having friends round for an evening of fun, resting on a comfortable bed: all are easy with just one sofa thanks to Night&Day. Thanks to the reclining backs, irony, comfort, taste, imagination and rationality come together in this new design project. Accessories like small tables and containers are completing the program.



Good Design Award 2009: Night&Day

DATASHEET

REGISTERED
DESIGN

I.2015

molteni.it

Dimensions in millimeters and inches. The right to discontinue and make changes is reserved. This information is based on the latest product information available at the time of printing.

FINISHES

COVERS

fabric - leather, completely removable.

Available in fire-resistant version (TB117 and BS5852).

SHEET METAL STORAGE UNITS - SHEET METAL BASKET - STRUCTURE SMALL TABLE

chalk white - black

SHEET METAL STORAGE UNITS TOP - SMALL TABLE TOP

chalk white - black - grey oak - black oak - light elm - dark elm

HIDE LEATHER FINISHES FOR POUCHES

natural - black - dark brown - white - ivory - dove grey
red - hazelnut - tobacco - hunter green - mud green - almond

TECHNICAL INFORMATION

SEAT

Interior structure consists of solid Fir (Picea abies) frame with elastic straps. Upholstery with mattress in down sections. Cotton cover.

ARM

Interior structure consists of solid Fir frame. Upholstery with mattress in down sections. Cotton cover.

BACK

Cold moulded metal foam frame with shaped polyurethane padding. Cover in velvet.

BENEATH THE SEAT

Base in plywood with velvet cover on lacquered metal frame with support points in non slip plastic material.

REMOVABLE OUTER COVER

(See attached card, specific for each cover).

ADDITIONAL CUSHIONS

Upholstery in polyester and down, 100% cotton cover.

STORAGE UNITS

Lacquered metal sheeting. Upper panel in medium density fibre lacquered in range colours or clad in Oak wood (Quercus) or Elm (Ulmus rubra).

LARGE BASKET

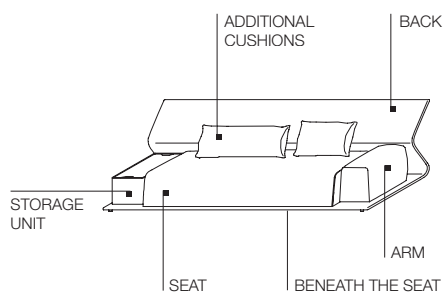
Lacquered metal sheet with outside edge in plastic material.

SMALL TABLE

Base in water cut lacquered aluminium. Upper panel in medium density fibre lacquered in range colours or clad in Oak wood or Elm.

POUCH / POUCH WITH LAMP

In vegetable tanned hide stained in the sample colours.



LARGE BASKET



SMALL TABLE



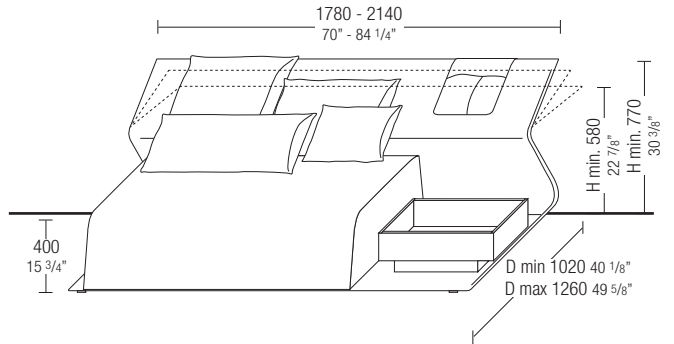
POUCH



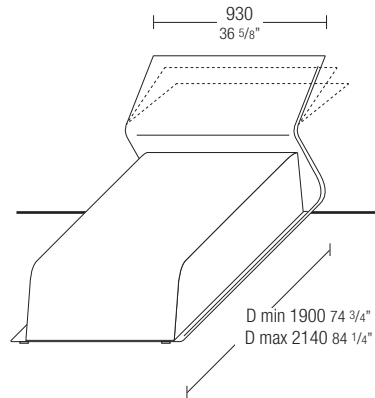
POUCH WITH LAMP

DIMENSIONS

Linear element



Chaise longue

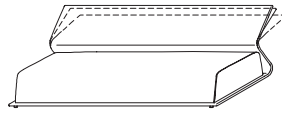


linear element

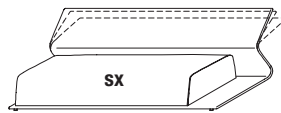
W 2140 D 1020/1260 H 580/770
W 84 1/4" D 40 1/8" - 49 5/8" H 22 7/8" - 30 3/8"
full length cushion

W 2140 D 1020/1260 H 580/770
W 84 1/4" D 40 1/8" - 49 5/8" H 22 7/8" - 30 3/8"
cushion W 1780 W 70"

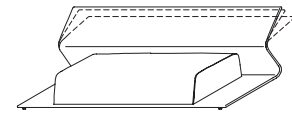
W 2140 D 1020/1260 H 580/770
W 84 1/4" D 40 1/8" - 49 5/8" H 22 7/8" - 30 3/8"
cushion W 1440 W 56 3/4"



NEL214/A



NEL214/B dx - sx



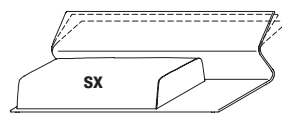
NEL214/C

linear element

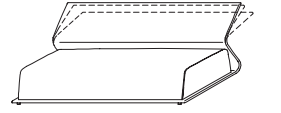
W 2140 D 1020/1260 H 580/770
W 84 1/4" D 40 1/8" - 49 5/8" H 22 7/8" - 30 3/8"
cushion W 1440 W 56 3/4"

W 1780 D 1020/1260 H 580/770
W 70" D 40 1/8" - 49 5/8" H 22 7/8" - 30 3/8"
full length cushion

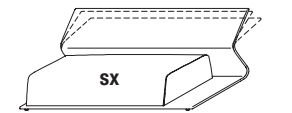
W 1780 D 1020/1260 H 580/770
W 70" D 40 1/8" - 49 5/8" H 22 7/8" - 30 3/8"
cushion W 1440 W 46 3/4"



NEL214/D dx - sx



NEL178/A

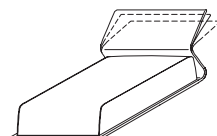


NEL178/B dx-sx

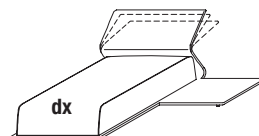
chaise longue

W 930 D 1900/2140 H 580/770
W 36 5/8" D 74 3/4" - 84 1/4" H 22 7/8" - 30 3/8"
full length cushion

W 930 D 1900/2140 H 580/770
W 36 5/8" D 74 3/4" - 84 1/4" H 22 7/8" - 30 3/8"
with support shelf W 760 D 680
W 29 7/8" D 26 3/4"
full length cushion



NCL93/A



NCP93/A dx - sx

DATASHEET

REGISTERED
DESIGN

I.2015

DIMENSIONS

single cushion

W 500 H 500
W 19 3/4" H 19 3/4"



CU/50

single cushion

W 600 H 600
W 23 5/8" H 23 5/8"



CU/60

pillow

W 750 H 450

W 29 1/2" H 17 3/4"



NCU70/40

single cushion

W 500 H 360

W 19 3/4" H 14 1/8"




CU50/40

back support

W 800 H 300

W 31 1/2" H 11 7/8"



NCU85/30

arm

W 330 D 720 H 380

W 13" D 28 3/8" H 15"

full length cushion



NBR1

Molteni & C

metal storage unit

W 680 D 290 H 250

W 26 3/4" D 11 3/8" H 9 7/8"



matt lacquer
colours top

NAC1

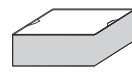
wooden
top

NAC1

metal storage unit

W 620 D 540 H 250

W 24 3/8" D 21 1/4" H 9 7/8"



matt lacquer
colours top

NAC4

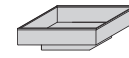
wooden
top

NAC4

metal large basket

W 620 D 540 H 210

W 24 3/8" D 21 1/4" H 8 1/4"

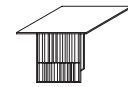


NAC3

small table

W 460 D 550 H 440

W 18 1/8" D 21 5/8" H 17 3/8"



matt lacquer
colours top

NAT1

wooden
top

NAT1

pouch

W 320 H 300

W 12 5/8" H 11 7/8"



NBI1

pouch with lamp

W 320 H 300

W 12 5/8" H 11 7/8"



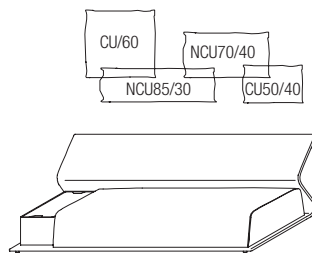
NBI2

SAMPLE COMPOSITIONS

composition 1

NEL214/B dx

NAC1 (lacquered top)



C01

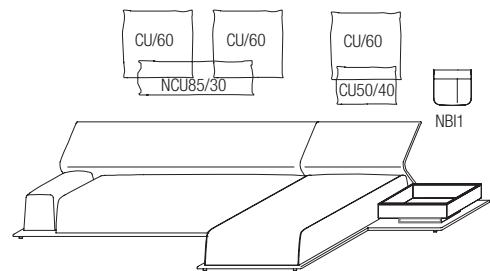
composition 6

NEL214/B dx

NCP93/A dx

NBR1

NAC3



C06

DATASHEET

REGISTERED
DESIGN

I.2015