

# Molteni & C

## NATURE— FERRUCCIO LAVIANI 2013

1—  
4



The plywood bedhead is made of poplar, sourced exclusively from the Po valley and Certified FSC (Forest Stewardship Council). The natural, non-toxic glue is made from soybean albumin; unlike more commonly used glues, it does not release formaldehyde into the air. The bedhead is coated in eucalyptus or light or dark elm veneer and in a natural “fineline” finish. Emission-free, water-based varnishes make it easy to clean and maintain. The bedhead is light and extremely versatile. Horizontal slits not only allow the air to circulate freely but are designed to accommodate the comfortable upholstered cushions, which can be arranged at will. Traditional, environmentally friendly fibers, like cotton, blended with innovative materials such as fully bio-compatible corn and sugar cane fibers, are used to fill the cushions and padded surrounds. Special extraction and production processes, plus the complete biodegradability of the filling, ensure a completely “green” product cycle, opening up new possibilities for the eco-sustainable reuse of the filling.

The Nature bed is made entirely of natural, untreated materials. Designed to promote effective air circulation, it keeps temperature and humidity at optimal levels. Attentive workmanship by skilled craftsmen preserves the vital energy of the materials used, ensuring a quality bed and, in turn, quality sleep.

### FEATURES

Series of beds with plywood structure, padded with completely natural and non-toxic materials. The peculiar headboard, made in multi-layered wood veneered with elm/eucalyptus wood or fineline, can be enriched with a series of cushions upholstered in fabric or leather. The two different bedframes and the special adjustable support system allow any type of solution for slatted bases and mattresses.

#### DATASHEET

REGISTERED  
DESIGN

I.2015

[molteni.it](http://molteni.it)

Dimensions in millimeters and inches. The right to discontinue and make changes is reserved. This information is based on the latest product information available at the time of printing.

## FINISHES

### COVERS

fabric - leather, completely removable.

The headboard slipcovers are always provided in monochrome version. Any color variations are always to be considered as specials.

Available in fire-resistant version (TB117 and BS5852).

### HEADBOARD FINISHES

light elm - dark elm - fineline - eucalyptus

### FEET FINISHES

natural beech - dark painted beech

## TECHNICAL INFORMATION

### HEADBOARD

Multi-layer panel in Poplar (*Populus alba*) covered in Elm veneer (*Ulmus rubra*), Eucalyptus veneer (*Eucalyptus globulus*) or pre-composed.

### BED SURROUND

Multi-layer panel in Beech (*Fagus Sylvatica*).

### CROSSPIECES

Multi-layer panel in European Hornbeam (*Carpinus betulus*), with feet in stained solid Beech or Oak (*Quercus*).

### HEADBOARD CUSHIONS

Panels in fibre covered with cotton cloth.

### HOUSSE

Bonded fabric of cotton and quilted fibre (fabric covers only).

### BEDFRAME PADDING

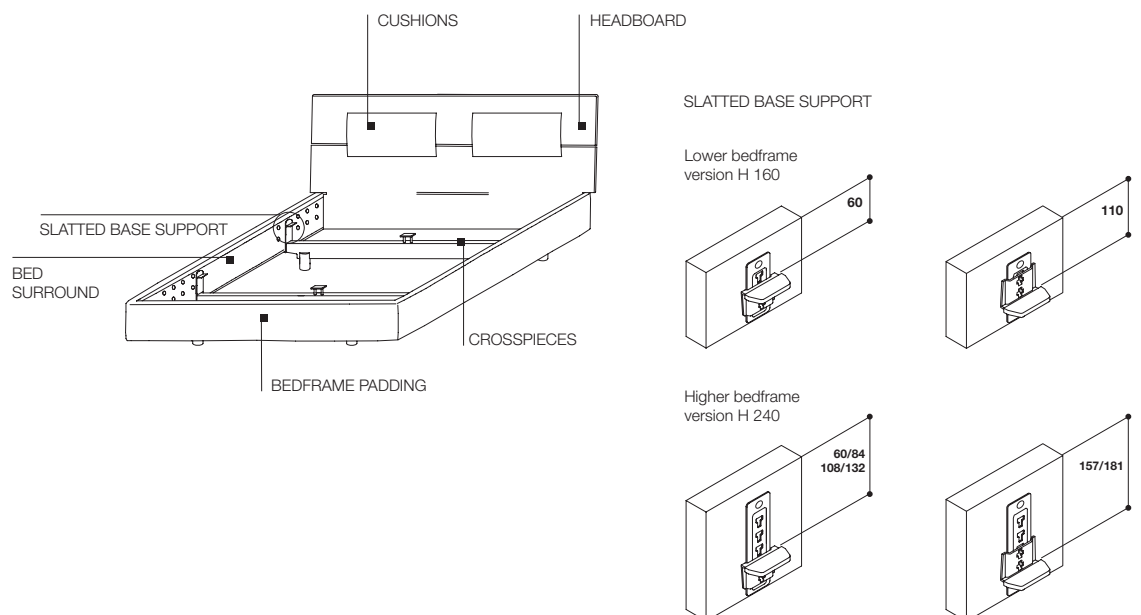
Bonded lining of cotton and maize fibre.

### REMOVABLE OUTER COVERS

(See attached label, specific for each cover).

### SLATTED BASE SUPPORT

Metal with soft PVC cover.

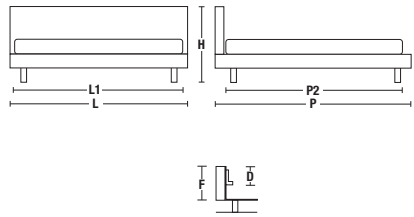


## DATASHEET

REGISTERED  
DESIGN

I.2015

## DIMENSIONS

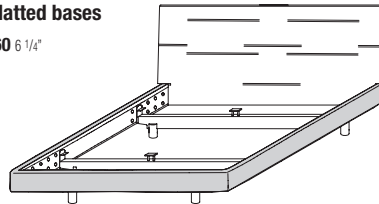


OUTER DIMENSIONS			INNER DIMENSIONS			
L	P	H	L1	P2	D	F
Width	Length	Height	Width	Length	Space for insertion of the slatted base	Bedframe height
1784 70 1/4"	2160 85"	1070 42 1/8"	1614 63 1/2"	2008 79"	60 2 3/8"	160 6 1/4"
1884 74 1/8"	standard model	H1 Bed base height	1714 67 1/2"	2008 79"		
1984 78 1/8"	2260 88"		1814 71 3/8"	2108 82"	2208 86 7/8"	
2184 85"	on request	2014 79 1/4"	2208 86 7/8"	2058 81"		
QS1734 68 1/4"	2360 92 7/8"	360 14 1/8"	QS1564 61 5/8"	for QS/KS		
KS2134 84"	2210 87"		KS1964 77 3/8"			
	for QS/KS					

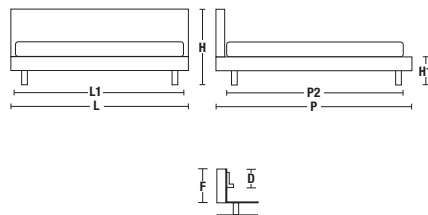
Depth 2100 and 2200 mm (internal dimensions) are available, on request, on NLT16B-NLT17B-NLT18B-NLT20B.

# Molteni & C

### beds taking the double slatted bases lower bedframe version H 160 6 1/4"



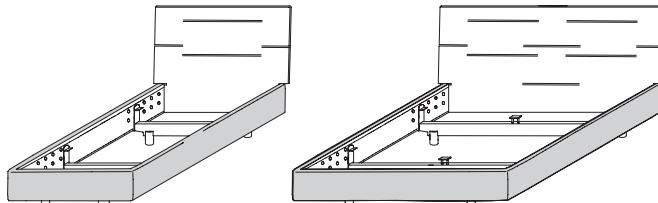
NLTQSB      NLT16B      NLT17B      NLT18B      NLT20B      NLTQSB



OUTER DIMENSIONS			INNER DIMENSIONS			
L	P	H	L1	P2	D	F
Width	Length	Height	Width	Length	Space for insertion of the slatted base	Bedframe height
1184 46 5/8"	2160 85"	1070 42 1/8"	1014 39 7/8"	2008 79"	60 2 3/8"	240 9 1/2"
1784 70 1/4"	standard model	H1 Bed base height	1614 63 1/2"	2008 79"		
1884 74 1/8"	2260 88"		1714 67 1/2"	2108 82"	2208 86 7/8"	
1984 78 1/8"	on request	2014 79 1/4"	2208 86 7/8"	2058 81"		
2184 85"	2360 92 7/8"	360 14 1/8"	QS1564 61 5/8"	for QS/KS		
QS1734 68 1/4"	2210 87"		KS1964 77 3/8"			
KS2134 84"	for QS/KS					

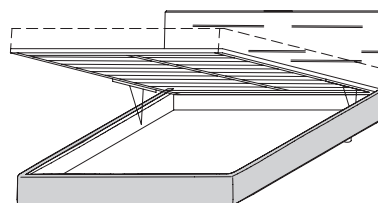
Depth 2100 and 2200 mm (internal dimensions) are available, on request, on NLT10A-NLT16A-NLT17A-NLT18A-NLT20A. Depth 2100 and 2200 mm (inner measurements) are not available for beds with container under the slatted base.

### beds taking a single or double slatted base higher bedframe version H 240 9 1/2"



NLT10A      NLTQSA      NLT16A      NLT17A      NLT18A      NLT20A      NLTQSA

### double bed with tilting slatted base and container under the slatted base higher bedframe version H 240 9 1/2"



NLT16C      NLT17C      NLT18C

DATASHEET

REGISTERED  
DESIGN

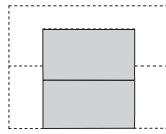
I.2015

[molteni.it](http://molteni.it)

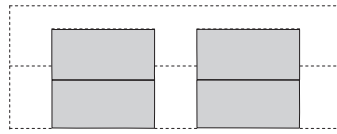
Dimensions in millimeters and inches. The right to discontinue and make changes is reserved. This information is based on the latest product information available at the time of printing.

**DIMENSIONS**

**padded headboard**



NIT10A



NITQSA

NIT16A

NIT17A

NIT18A

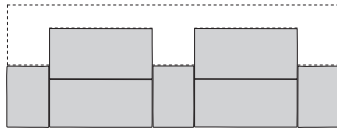
NIT20A

NITKSA

Molteni & C

4—  
4

**padded headboard**



NITQSB

NIT16B

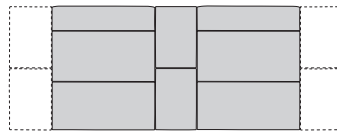
NIT17B

NIT18B

NIT20B

NITKSB

**padded headboard**



NITQSD

NIT16D

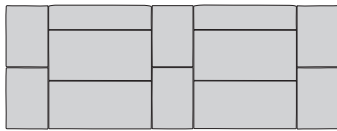
NIT17D

NIT18D

NIT20D

NITKSD

**padded headboard**



NITQSC

NIT16C

NIT17C

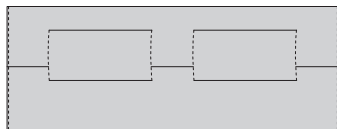
NIT18C

NIT20C

NITKSC

**house for bed with lower bedframe**

not availables in leather versions



NHQQSB

NH016B

NH017B

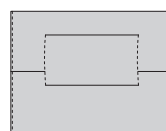
NH018B

NH020B

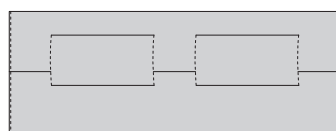
NHOKSB

**house for bed with higher bedframe**

not availables in leather versions



NH010A



NHQQSA

NH016A

NH017A

NH018A

NH020A

NHOKSA

DATASHEET

REGISTERED  
DESIGN

I.2015

**molteni.it**

Dimensions in millimeters and inches. The right to discontinue and make changes is reserved. This information is based on the latest product information available at the time of printing.