

# Molteni & C

## GRADUATE — JEAN NOUVEL 2003

1—  
3



Jean Nouvel has designed a brilliant wall structure resolved in a single shelf anchored to the wall or to the ceiling. Slender steel braces support adjustable shelves that seem to float in the air thanks to invisible support mechanisms. Transparency and lightness in space made up of air. Slender steel braces support adjustable shelves that seem to “magically” float in the air thanks to their invisible support mechanisms.

### FEATURES

Bookcase consisting of a wall-mounted or ceiling-mounted supporting shelf, to which are attached metal uprights with graduated notches placed at different heights. Shelves can be set in different positions, in correspondence to the graduated notches, thanks to small hidden hooks. The supporting top-shelf and the shelves have a natural or black aluminium finish with plywood edging in colour matching.

ADI Index, 2004 / Design Award of the Federal Republic of Germany, 2006

DATASHEET

VII.2016

**molteni.it**

Dimensions in millimeters and inches. The right to discontinue and make changes is reserved. This information is based on the latest product information available at the time of printing.

## FINISHES

### support shelf - shelf

natural or black aluminium plywood edge

### tie rods - bookends

stainless steel

## TECHNICAL INFORMATION

### SUPPORT SHELF (WALL MOUNT)

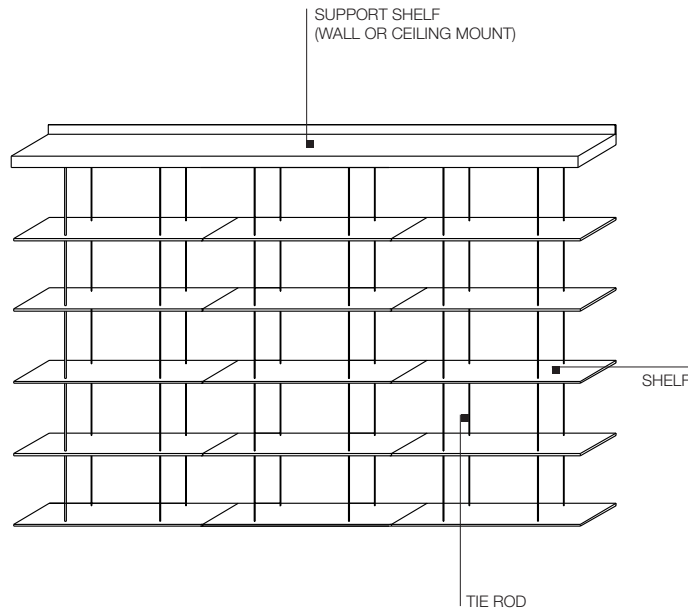
Veneered panel consisting in Birch (*Betula alba*) frame and honeycomb cardboard. Pre-tensioned steel stays inside the frame. Exterior covered with anodised sheet aluminium 1 mm thick; Birch plywood edge. Steel wall plate with anodised aluminium cover. Ceiling mounting plates in shaped metal sheet.

### SHELVES

MDF covered with anodised sheet aluminium 1 mm thick; Birch plywood edge.

### TIE RODS

Stainless steel.



### Notes for bookcase with wall attachment system

A chemical resin wall-fixing kit is included in the price of the support shelf and supplied for bookcase installation. This fixing adapts perfectly to solid and perforated walls and various materials (brick, concrete, stone). Minimum required wall thickness 100 mm (4"). Manufactured and certified to UNI EN 1727/99 "FURNITURE SAFETY REQUIREMENTS" standards. The shelves can be positioned on the tie rod at 192 mm (7 1/2") intervals.

### Notes for bookcase with ceiling attachment system

Specific plates for mounting the bookcase to the ceiling are included, but no ceiling-fixing kit is provided, since the most suitable hardware must be determined on a case-by-case basis according to ceiling structure and type of material. We recommend a careful preliminary onsite check in order to verify the structural conditions of the ceilings or ceiling slabs before ordering and installing a ceiling-mounted Graduate bookcase. The dealer is responsible for choosing the most suitable and secure fastening systems for each specific situation, to ensure that the bookcase is safe and that its load capacity conforms to the capacity specified in the catalogue. The shelves, on the rear side, are always configured to accommodate the adjustable spacer and fastener plates for fixing the system to the wall. These elements will be visible if the bookcase is positioned in the centre of the room. Failure to fasten the shelves to the wall will result in the shelves oscillating back and forth.

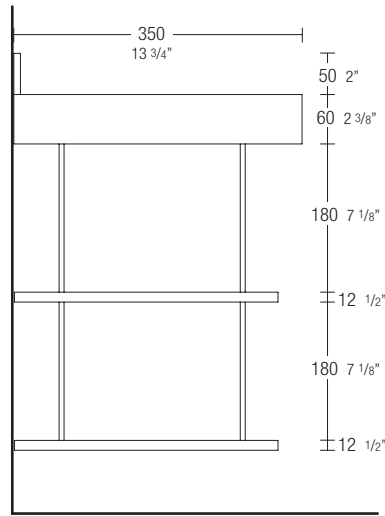
### Reductions

No reductions are possible.

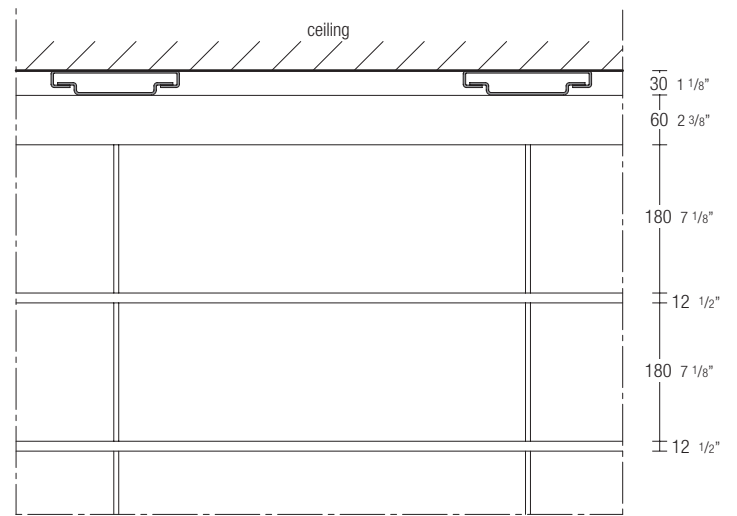
## DATASHEET

## DIMENSIONS

Wall attachment side section



Front view ceiling attachment



Molteni & C

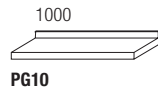
3—  
3

### Maximum capacity of the bookcases

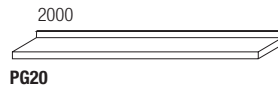
Bookcase W 1000 (39 3/8") Kg 120  
Bookcase W 2000 (78 3/4") Kg 240  
Bookcase W 3000 (118 1/8") Kg 360  
maximum capacity single shelf Kg 25

### support shelf (wall mount)

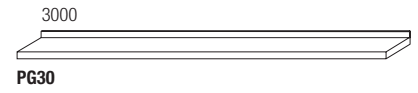
D 350 th 60 + 50 rise  
D 13 3/4" th 2 3/8" + 2"



PG10



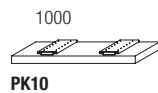
PG20



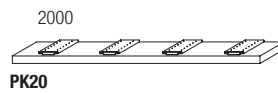
PG30

### support shelf (ceiling mount)

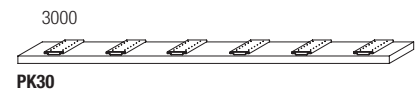
D 350 th 60 + 30 fastening plates  
D 13 3/4" th 2 3/8" + 1 1/8"



PK10



PK20



PK30

### tie rods

∅ 6 - 1/4"



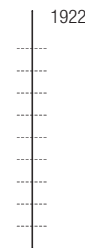
T77



T11



T15



T19



T23

### shelf

W 1000 D 320 th 12  
W 39 3/8" D 12 5/8" th 4 3/4"



RI10

### pair of bookends



FL

DATASHEET

VII.2016

molteni.it

Dimensions in millimeters and inches. The right to discontinue and make changes is reserved. This information is based on the latest product information available at the time of printing.