


Molteni & C

GRADO° BOOKSHELF — RON GILAD 2014

1—
2



Next to the verticality another outstanding feature is the permeable solid that emerges from the wall. Grado° Bookshelf is an interior design element that stands out for its essential lines and its ability to fit with any other piece of furniture. Grado° was designed by Ron Gilad who has been shortlisted for the 2014 Compasso D'Oro award. A new addition to this collection is the Grado° Bookshelf, a suspended element with a distinctive 45° section, easy to use to create impactful suspended book shelves. The certainties of the classical collection is dedicated to those who love tradition and rigor and for them this walnut version.

FEATURES

The Grado° collection has been enriched with a new wall unit, designed as a bookshelf or as storage space for objects and trinkets. The classic collection version in American walnut wood was conceived for people who love tradition, rigour, and certainties. On the other hand, people who love versatility can match metallic finishes with lacquered colours or woods from the Molteni range. After the verticality, another outstanding feature, a permeable solid that emerges from the wall.

ADI Design Index / ELLE DECOR Design Award / Ron Gilad Designer of the year, 2013

DATASHEET

REGISTERED
DESIGN

VII.2016

molteni.it

Dimensions in millimeters and inches. The right to discontinue and make changes is reserved. This information is based on the latest product information available at the time of printing.

FINISHES

METALLIC STRUCTURE FINISH

shiny aluminium
black chrome
pewter colour

BACK PANEL FINISH FOR METALLIC STRUCTURE VERSION

matt lacquer in the colours available
in the Molteni range
silver lacquered
grey oak
graphite oak
light elm
dark elm
eucalyptus

Molteni & C

TECHNICAL INFORMATION

FRAME

Extruded aluminium covered in American walnut (*Juglans nigra*) or anodized, joined with metal brackets.

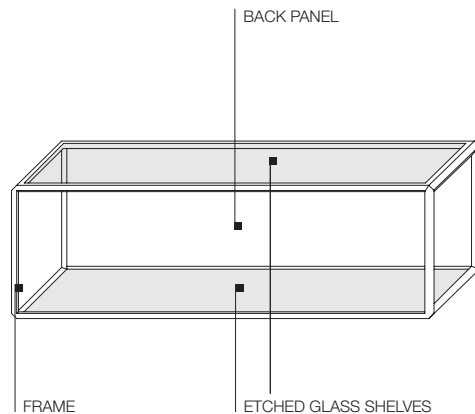
GLASS SHELVES

Etched glass 4 mm thick. - tempered.

BACK PANEL

Composite panel of MDF and sheet aluminium (1 mm thick), covered with American walnut, Oak (*Quercus*), Elm (*Ulmus rubra*), Eucalyptus (*Eucalyptus globulus*) veneer or painted in colours from the Molteni Range.

2—
2



DIMENSIONS


W 1100 (43 1/4")
H 333 (13 1/8")
D 314 (12 3/8")

Notes
Max. total capacity,
uniformly distributed: 15 kg.

DATASHEET

REGISTERED
DESIGN

VII.2016



BTA11/35

Molteni & C

FINISHES MOLTENI&C RANGE

IX.2016


	MATT LACQUER OPEN GRAIN LACQUER	GLOSSY LACQUER	COLOURED GLASS	ETCHED COLOURED GLASS	PLASTER LACQUERED CARTAPAGLIA LACQUERED <i>only Gliss Master</i>	STOPSOL
CHALK WHITE	•	•	•	•	•	
IVORY	•				•	
PEARL	•	•	•	•	•	
SILICA	•	•	•	•	•	
SAND	•	•	•	•	•	
PLATINUM	•	•	•	•	•	
DUNE	•	•	•	•	•	
CLAY	•	•	•	•	•	
DOLOMITE GREY	•	•	•	•	•	
RUBY	•	•	•	•	•	
CARAMEL	•	•	•	•	•	
MOKA	•	•	•	•	•	
MUSTARD	•	•	•	•	•	
CADMIUM	•	•	•	•	•	
LIGHT BLUE GREY	•	•	•	•	•	
BALTIC GREEN	•	•	•	•	•	
LEAD	•	•	•	•	•	
ANTHRACITE	•	•	•	•	•	
BLACK	•	•	•	•	•	
BRONZE				•		
GREY						•
LESSLESS RED <i>only matt lacquer</i>	•					

Molteni & C





FINISHES MOLTENI&C RANGE

IX.2016



WOODS






MARBLES



GRES



METAL PARTS



DWELL
DOOR FRAME, TRACK COVERING PROFILES



The finishes shown are indicative and refer to the entire production range. We recommend that you consult the "Colour Range" samples which shown the complete range of finishes, including those not shown here. Molteni&C reserves the right to modify the range without warning.