

# systemtronic

datasheet HOLD



General description:

Due to its design and functionality this auxiliary element fits perfectly into multiple spaces: bedrooms, kitchens, bathrooms, offices...  
Manufactured in folded steel sheet and coated with polyester paint.

Designer: Estudio Enblanc.



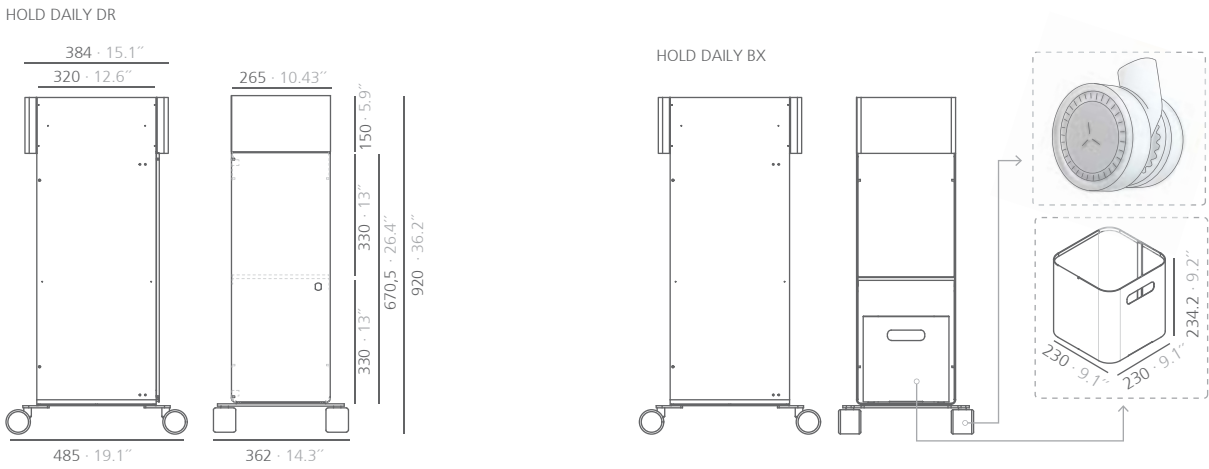
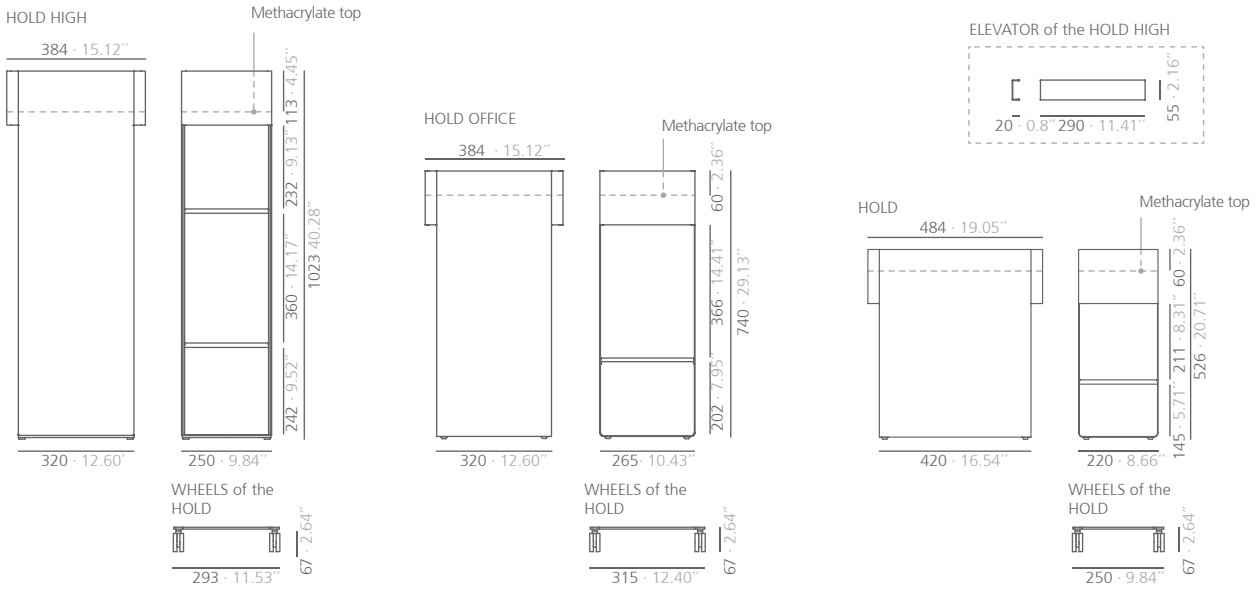
**Technical description:**

Material: Steel.

**Dimensions:**






Hold high: 384x250x1023mm 15.11x9.84x40.28"  
 Hold office: 384x265x740mm 15.11x10.43x29.13"  
 Hold: 484x220x526mm 19.09x8.66x20.71"

Hold daily DR: 485x362x920 mm 19.09x14.25x36.22"  
 Hold daily BX: 485x362x920 mm 19.09x14.25x36.22"



SI units: mm

**Finishes:**

				
textured white RAL 9003	textured black RAL 9011	forged grey	grey beige RAL 1019	mustard RAL 1012
*Polyester paint				

Consult for special dimensions or any other modification.