

Molteni & C

CHELSEA— RODOLFO DORDONI 2014

1—
3



FEATURES

The Chelsea chairs, like the armchair from the same product family, carry the essence of contemporary design and the memory of tradition. Their personality reaches toward the future, which brings with it the certainty of experience. The strong mark of the solid wood structure balances the fluid lines of the backrests blending ergonomics and elegance to create comfortable chairs. The value of handcraftsmanship is expressed in the masterful use of high quality raw materials: wood, fabric and leather. Details were designed and applied with passion and care, which underscores the versatile nature and appeal of these pieces.

DATASHEET

REGISTERED
DESIGN

IX.2015

molteni.it

Dimensions in millimeters and inches. The right to discontinue and make changes is reserved. This information is based on the latest product information available at the time of printing.

FINISHES

COVERS

fabric - leather, completely removable.

WOOD FINISHES

solid wood stained:

eucalyptus - grey oak - black oak - light elm - dark elm

Available in fire-resistant version (TB117 and BS5852).

Molteni & C

TECHNICAL INFORMATION

STRUCTURE

In solid wood stained. Feet in plastic non slip material.

ARMCHAIRS SEAT

Metal frame with elastic straps. Flexible, cold foamed polyurethane. Velveteen resin bonded cover. Polyurethane seat cushion.

CHAIRS SEAT

Internal structure is a solid firwood (*Picea abies*) frame and chipboard, with elastic straps. Padding in variable density high-resistance foam polyurethane. Light velvet cover.

POUF SEAT

Internal structure is a chipboard. Padding in variable density high-resistance foam polyurethane. Light velvet cover.

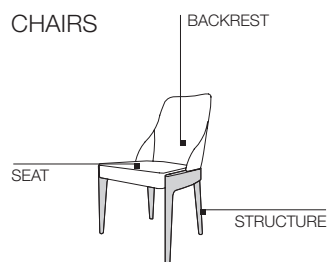
BACKREST (ARMCHAIRS AND CHAIR)

Internal structure in Polimex (composite polyester/polyurethane material) covered with density high-resistance foam polyurethane. Light velvet cover.

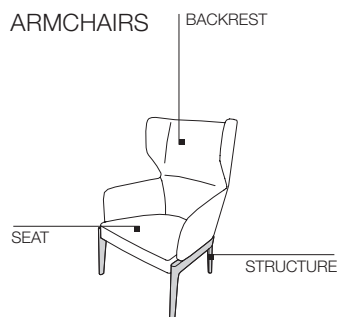
EXTERNAL REMOVABLE SLIPCOVERS

(See enclosed label, referring to the specific slipcover).

CHAIRS



ARMCHAIRS



POUF



DATASHEET

REGISTERED
DESIGN

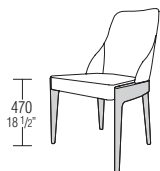
IX.2015

CHELSEA—
RODOLFO
DORDONI
2014

DIMENSIONS

chair

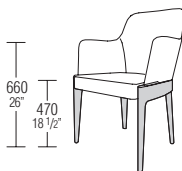
W 540 D 620 H 840
W 21 1/4" D 24 3/8" H 33 1/8"



CSE1

chair

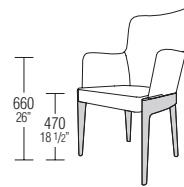
W 620 D 620 H 840
W 24 3/8" D 24 3/8" H 33 1/8"



CSB1

chair

W 620 D 620 H 940
W 24 3/8" D 24 3/8" H 37"



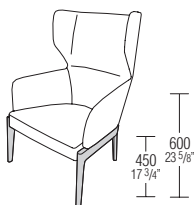
CSB2

Molteni & C

3—
3

armchair

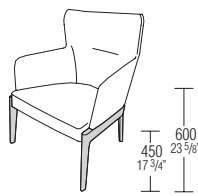
W 720 D 810 H 1050
W 28 3/8" D 31 7/8" H 41 3/8"



CP01

armchair

W 710 D 830 H 880
W 28" D 32 5/8" H 34 5/8"



CP02

pouf

W 630 D 450 H 420
W 24 3/4" D 17 3/4" H 16 1/2"



CPF1

DATASHEET

REGISTERED
DESIGN

IX.2015

molteni.it

Dimensions in millimeters and inches. The right to discontinue and make changes is reserved. This information is based on the latest product information available at the time of printing.