



' vol. 2 SINGLE SEATS, TABLES AND ACCESSORIES

SIDE TABLES

Tops are plate glass and bases are powder coated tubular steel; polyethelene glides.

Tables code T35-T34-T36:

A) bronze smoke glass and NCS S 5005 Y 20R sand grey base;

B) black smoke glass and RAL 7021 black grey base;

Tables code T31, T30, T32:

C) extra white satin glass and RAL 9002 white chalk base.

NOTE:

- round tables are sold in pairs only: T34 + T35 or T30 + T31.

' vol. 2 SEDUTE SINGOLE, TAVOLI E ACCESSORI

TAVOLINI

Base in acciaio verniciato a polveri con piano in cristallo. Sottopiedi in polietilene.

Tavoli cod. T35-T34-T36:

A) base NCS S 5005 Y 20R sand grey con cristallo bronzo fumé;

B) base RAL 7021 black grey con cristallo nero fumé;

Tavoli cod. T31-T30-T32:

C) base RAL 9002 white chalk con cristallo extrawhite satinato.


NOTA:

- la serie dei tavoli tondi è sempre in coppia: T34 + T35 o T30 + T31.

Design Nendo - 2012



Glass colors / Bases colours - Colori cristallo / Colori basi



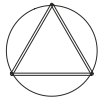
A - BRONZE SMOKE CRYSTAL NCS S 5005 Y20R sand grey	B - BLACK SMOKE CRYSTAL RAL 7021 black grey	C - EXTRAWHITE SATIN CRYSTAL RAL 9002 white chalk
---	---	---

Table Ø 60 h 40 black/bronze smoke

Tavolo Ø 60 h 40 nero/bronzo fumé

T35

0,1 m³ 7 Kg



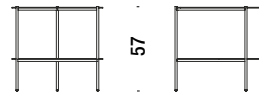
60

Table Ø 60 h 57 black/bronze smoke

Tavolo Ø 60 h 57 nero/bronzo fumé

T34

0,2 m³ 8 Kg



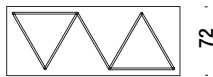
60

Table 150x72 h 28 black/bronze smoke

Tavolo 150x72 h 28 nero/bronzo fumé

T36

0,3 m³ 20 Kg



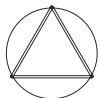
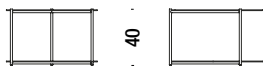
150

Table Ø 60 h 40 extrawhite

Tavolo Ø 60 h 40 extrawhite

T31

0,1 m³ 7 Kg



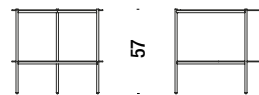
60

Table Ø 60 h 57 extrawhite

Tavolo Ø 60 h 57 extrawhite

T30

0,2 m³ 8 Kg



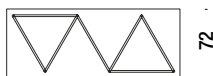
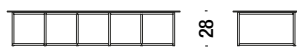
60

Table 150x72 h 28 extrawhite

Tavolo 150x72 h 28 extrawhite

T32

0,3 m³ 20 Kg



150