

Earth Light



ANCHOR CERAMICS

LIGHTING 2019

Anchor Ceramics explores the dimensional possibilities of clay. The studio makes ceramic objects that enrich the senses and our quality of space. We consciously design and form objects to evolve with use. Our work is elemental, connected to people and the earth.





TERRACOTTA
WALL FORMAT - REGULAR
SIDE BY SIDE MOUNTING

Anchor's Earth Light has been developed in both a wall and pendant format; the fitting is the same size in either format allowing it to be purposefully used across a range of environments both domestic and commercial.





The Earth Light's strong geometric form is simple and architectural. Each fitting is thrown by hand on a potter's wheel which gives every light a unique quality and a surface rich with the evidence of its hand made process.

PURE WHITE
PENDANT FORMAT



ANCHOR CERAMICS
EARTH LIGHT

After an initial firing, each fitting is hand finished with glazes we have developed specifically for our lighting range. A final firing to 1,280° Celsius, matures the glaze and finalises the piece. The Earth Light range is currently produced in a range of seven natural finishes.

All Anchor light fittings are made by hand on a potter's wheel. Minor fluctuation in size, shape and glaze finish is normal and an inherent characteristic of a handmade object. The subtle shifts from fitting to fitting give each object we make a unique quality that is only achievable through this kind of making process.



SPECKLED WHITE
WALL FORMAT - REGULAR



The Earth Wall Light is available in two sizes; regular and large. Both sizes have the same strong architectural form and are produced in seven glaze finishes developed specifically for the Earth Light range. The mounting bracket, lamp holder and other technical requirements are the same for both sizes of wall light allowing for an easy interplay between the regular and large sizes.



DOVE GREY
WALL FORMAT - REGULAR



PURE WHITE
WALL FORMAT - LARGE






A new glaze offering for 2019, the Olive Green finish pictured here is an outcome of the ongoing glaze research and development undertaken at Anchor. The deep green glaze presents a surface rich with subtle fluctuations in colour and iron speckle. The finish has been carefully refined to produce a soft sheen to the final form.

OLIVE GREEN
WALL FORMAT - REGULAR



ANCHOR CERAMICS
EARTH LIGHT



OLIVE GREEN
WALL FORMAT - REGULAR

OLIVE GREEN
PENDANT FORMAT

The regular size Earth Wall Light and Earth Pendant are handmade to the same finished dimensions. The capacity to interchange between formats allows for a variety of installation configurations comprising both wall lights and pendants.



SATIN WHITE
WALL FORMAT - REGULAR



SATIN WHITE
WALL FORMAT - LARGE



The Satin White glaze finish pictured adds a satin finish to the range of whites and neutrals we currently produce. With a gently speckled finish and subtle sheen to the surface, the Satin White glaze finish is a new glaze offering for 2019.



The recent addition of the Satin White glaze to the Earth Light family expands the range of white glaze options. Satin White introduces a satin sheen level with a speckled finish. This finish complements the existing Pure White and Speckled White glazes offering a subtle range of glaze finish, surface feature and sheen level options.

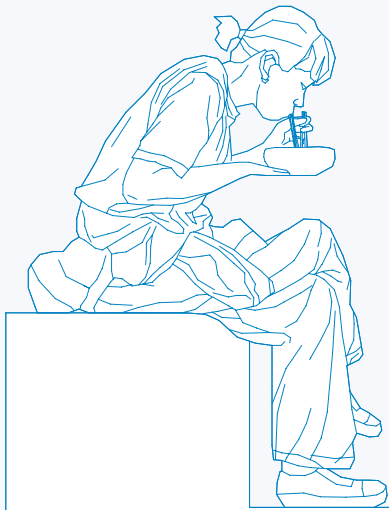
SATIN WHITE
SATIN, SPECKLED FINISH

PURE WHITE
GLOSS, NON-SPECKLED FINISH

SPECKLED WHITE
GLOSS, SPECKLED FINISH



PENDANT FORMAT
100mm Ø | 165mm tall



WALL FORMAT - REGULAR
100mm Ø | 165mm tall



Anchor lighting is handmade and dimensions noted are approximate. Dimensional tolerance should be considered at the design stage



PRODUCT SPECIFICATION

NAME: Earth Light
DESIGN: Anchor Ceramics
TYPE: Wall mount (up or down) or Pendant

MATERIAL: Wheel thrown ceramic
LIGHT SOURCE: 1 X Gu10 Lampholder // 240V // LED globe at 5-7W is recommended. Do not use a halogen globe in this fitting. Globe not supplied.
WALL MOUNT: Powder coated aluminum bracket // Regular size approx. weight 1.00KG // Large size approx. weight 1.70KG
PENDANT: 1.5m Braided cotton or linen flex // Seamless canopy in black or white // Additional flex and cable available // Approx. weight 0.8KG

GLAZE FINISHES



SPECKLED WHITE
GLOSS GLAZE FINISH



PURE WHITE
GLOSS GLAZE FINISH



SATIN WHITE
SATIN GLAZE FINISH
NEW GLAZE
OFFERING FOR 2019




TERRACOTTA
MATT CLAY BODY
FINISH



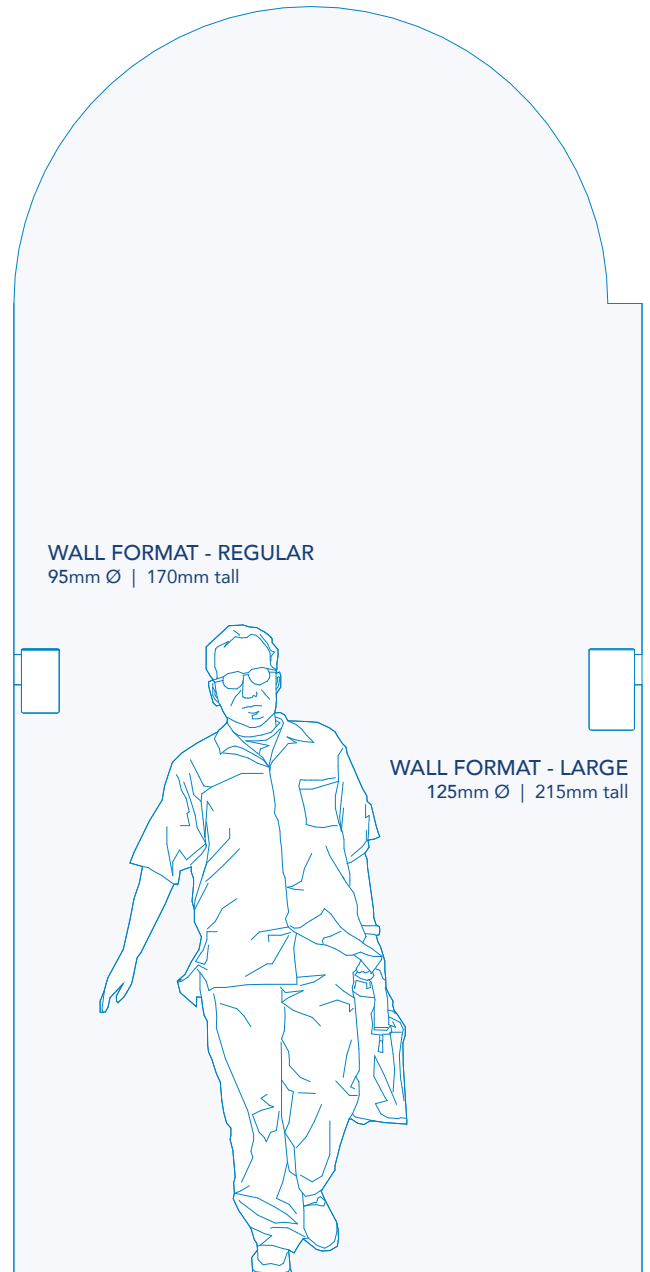
DOVE GREY
GLOSS GLAZE FINISH



CHARCOAL
MATT GLAZE FINISH



OLIVE GREEN
SATIN GLAZE FINISH
NEW GLAZE OFFERING
FOR 2019



CONTACT


ANCHOR CERAMICS
hello@anchorceramics.com or +61 (0)413 456 981

Anchor Lighting is handmade. Dimensions and glaze finish representations are approximate. Dimensional tolerance should be considered at the design stage.



EARTH WALL LIGHT MOUNTING BRACKET

Rectangular powdercoated aluminium box housing stainless steel wall fixing plate.




EARTH PENDANT CEILING CANOPY



Seamless ceiling canopy. 80mm Ø. Available in black (pictured with Deer cotton flex) or white powdercoat

Anchor lighting is handmade. Dimensions and powdercoat, flex and glaze finish representations are approximate. Dimensional tolerance should be considered at the design stage.

EARTH PENDANT ELECTRICAL FLEX



MID-GREY LINEN




DARK GREY LINEN




NATURAL GREY LINEN



DEER COTTON
(WITH TERRACOTTA ONLY)



BLACK COTTON



WHITE COTTON

