

UNA CHAIR Executive



CLASSIC DESIGN REINTERPRETED



Una Chair Executive joins ergonomics to design in the definition of an object which is at the same time functional, yet emotionally intense.

Its project stems from a two-fold need, which was also an unprecedented creative challenge: remaining faithful to the successful shapes of the golden age of avant-garde design in the 20th Century, while at the same time updating their look by refreshing the details.

Modern style, complete with tradition.

DESIGN AND PERSONALITY



Una Chair Executive allows working in comfort, thanks to the overall quality of the whole product. The raw materials used are carefully selected according to strict criteria.

The production process utilises the latest production technology, but whether leather or fabric, the upholstery is hand finished by craftsmen and is rigorously quality controlled.

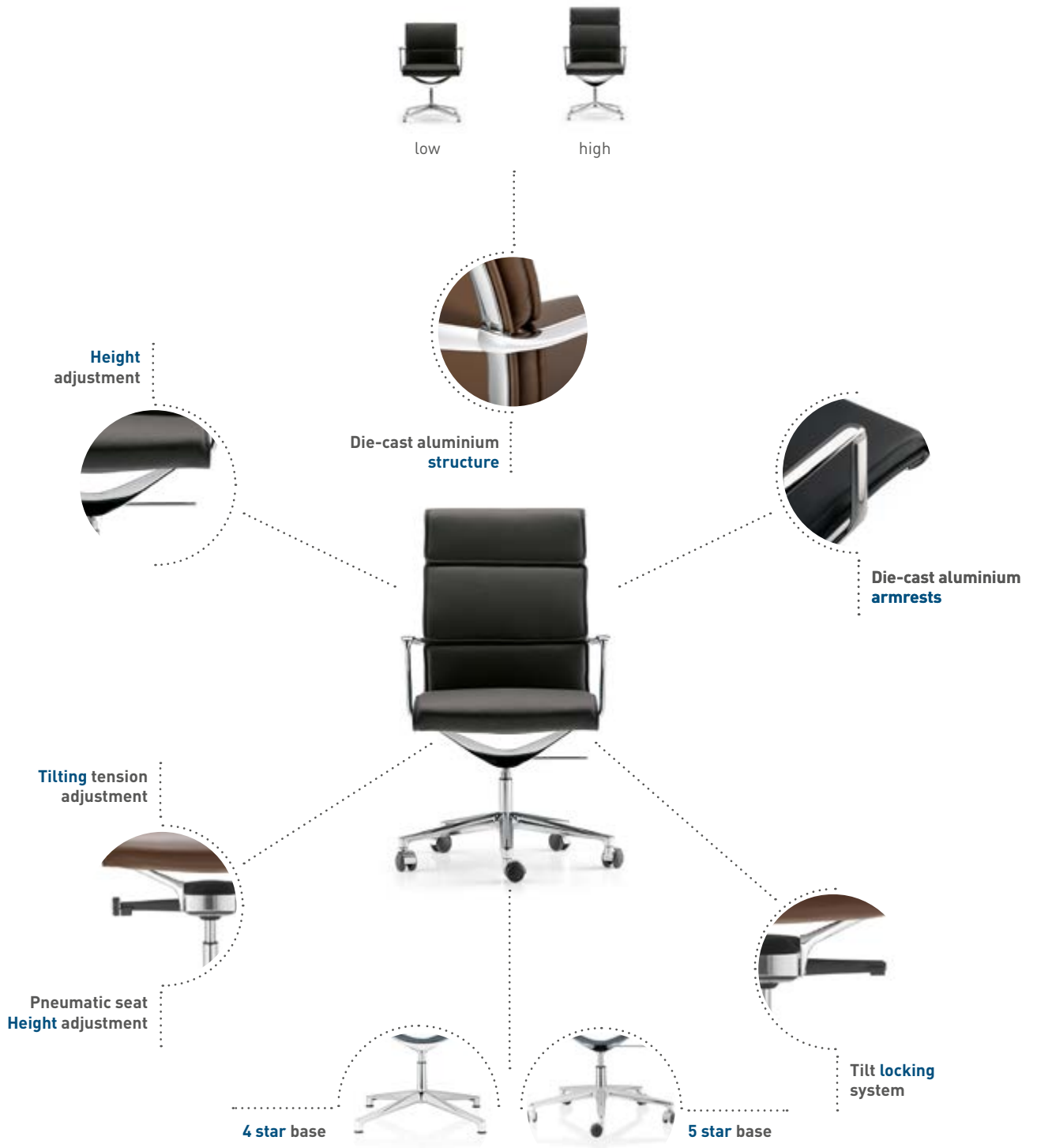
Una Chair Executive offers the working environment an exclusive product of the highest quality. A collection of ultimate presence.

COLOUR AND ELEGANCE



In line with the latest fashion trends, the leather and fabric covers of this Collection are available in a wide range of colours: bold, neutral, or delicate palette will warm and brighten the room.

HIGHLIGHTS



TILTING MECHANISM

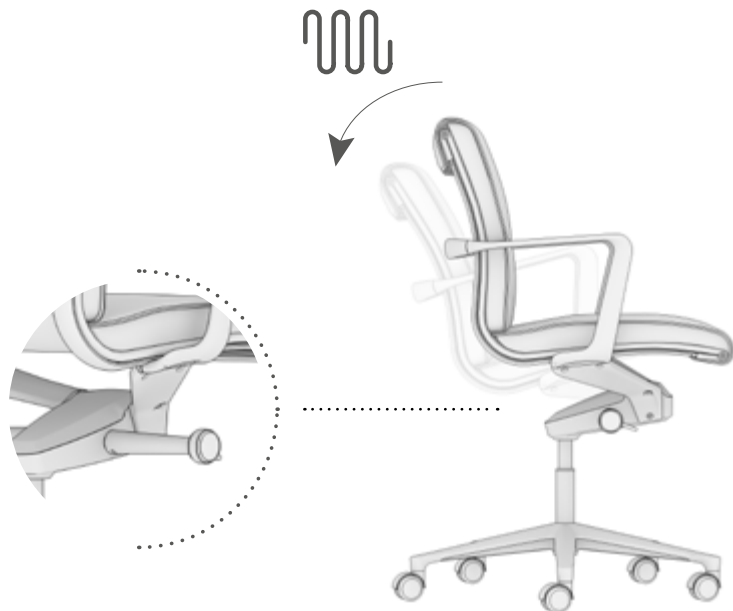
Tilting mechanism

Una Chair Executive has a simple, very effective tilting mechanism that promotes movement and provides a high level of comfort, reducing stress and strains.

The rearward seat tilting mechanism pivots from the front of the chair, so that the angle is downward motion, relieving leg stress points and allowing stability in foot position on the rearward tilt. The tilting system has an adjustable tension control according to the user's weight and is lockable in various positions.



TILTING TENSION

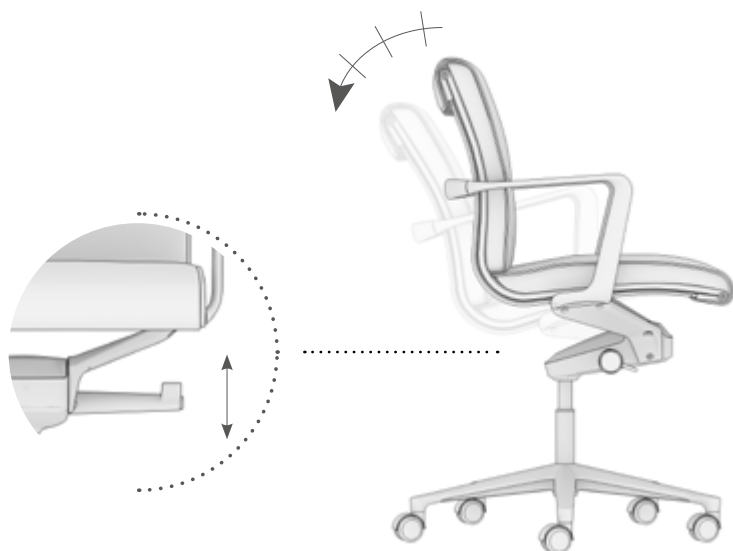


Tilt tension

The handle, on the right side, enables the spring tension adjustment of the tilting mechanism.

This is a function of the height and weight of an individual. The taller and/or heavier the person, the need for a tighter tilt tension. The opposite for a shorter, lighter person, the lighter the control. If the Tilt Tension is set too light for an individual, when they sit in the chair, they may have the sensation of going over backwards. Conversely, if the tension is set too tight, a smaller individual may not be able to tilt the chair at all.

TILT LOCK



Tilt lock

The lever on the left side of the seat enables the user to lock/unlock the tilting mechanism in different positions.

Tilt lock allows the user to sit in an upright position for keyboarding, while providing a comfortable rocking/reclining motion during meetings, phone calls and reading activities.

HEIGHT ADJUSTMENT



Height adjustment

The lever on the right side enables the height adjustment of the seat. The range is 10 cm.

The 5 star base model has a height adjustment column that allows to adjust the chair individually according to different heights of users and sitting habits. The heights adjustment column allows height regulation in any position along the total stroke through internal movement of gas. It is controlled by pulling up a simple, well visible and intuitive lever.

RETURN MECHANISM



Return mechanism

This mechanism is standard on models with four star base, and pull the seat back to its original position.

The 4 star base has a special column that allows free-swiveling in use and that automatically rotates backrest to a frontward facing position. The fixed height column helps to keep your meeting room always in an ordinate manner.

DIMENSIONS

