

Molteni & C

TEOREMA — RON GILAD 2017

1—
4



The Teorema project is the solid part of a void. It is the flip side of Grado°, the collection that explores the form of a void. It is the mould as design, the template transferred and shifted that becomes micro architecture, and exceeds all disciplinary boundaries.

FEATURES

A series of units with drawers or open compartments having the structure completely faceted like a diamond and made of a single piece veneered in American walnut or eucalyptus. Teorema can be used alone as a free-standing unit, or compositions can be created by stacking various elements.

DATASHEET

REGISTERED
DESIGN

V.2017

moltenigroup.com

Dimensions in millimeters and inches. The right to discontinue and make changes is reserved. This information is based on the latest product information available at the time of printing.

FINISHES

STRUCTURE FINISHES

American walnut
eucalyptus

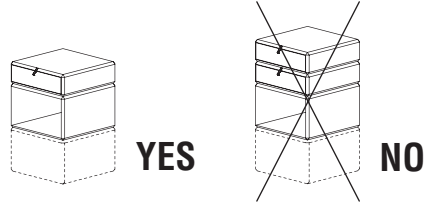
HANDLE FINISH

shiny chrome

NOTES

Units with code GCS50/15 can be set on the marble base of small tables 45° GXT4-5-6.

**Open compartment
units can hold only one
stacked element**



Molteni & C

2—
4

TECHNICAL INFORMATION

STRUCTURE

Medium density fibre panel covered with Eucalyptus wood veneer (*Eucalyptus globulus*) and American walnut veneer (*Juglans nigra*), processed and curved. In the version with drawers, the structure is reinforced internally with metal plates.

FRONT AND BACK

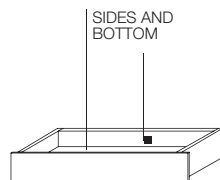
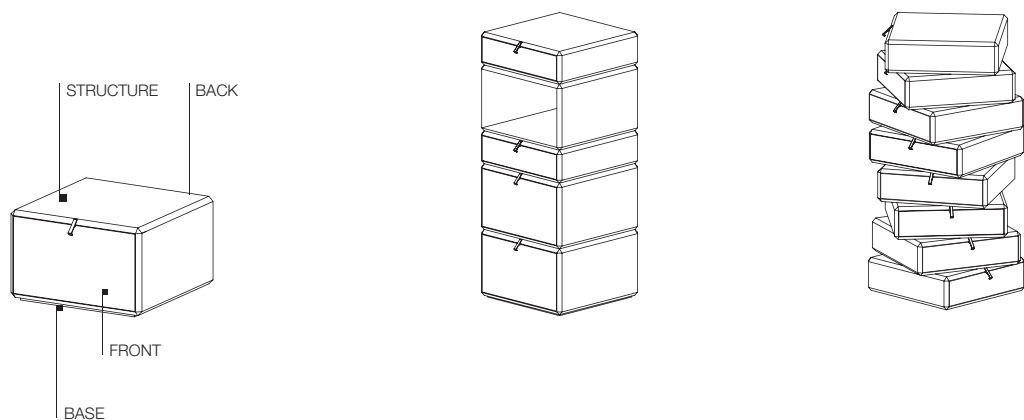
Medium density fibre panel covered with Eucalyptus wood veneer (*Eucalyptus globulus*) and American walnut veneer (*Juglans nigra*). Handle in die-cast chromed metal.

DRAWER INTERIOR SIDES AND BOTTOM

Particleboard with melamine facing.

BASE

Painted metal sheet with adjustable feet and plastic floor slides.



DATASHEET

REGISTERED
DESIGN

V.2017

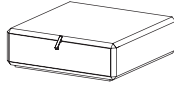
DIMENSIONS

W 500 - 19 5/8"
D 500 - 19 5/8"

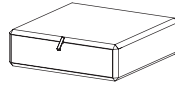
with base
H 170 - 6 3/4"

H 150 - 5 7/8"

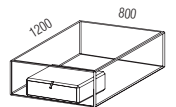
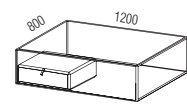
Examples of use with small table (set on marble shelf)



floor standing
GCT50/15



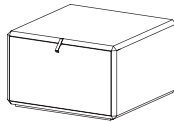
to stack or set on lower shelf of
marble small table
GCS50/15



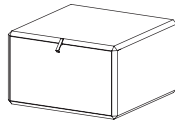
W 500 - 19 5/8"
D 500 - 19 5/8"

with base
H 320 - 12 5/8"

H 300 - 11 3/4"



floor standing
GCT50/30



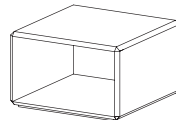
to stack
GCS50/30

W 500 - 19 5/8"
D 500 - 19 5/8"

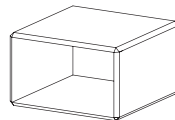
**open
compartment**

with base
H 320 - 12 5/8"

H 300 - 11 3/4"



floor standing
GGT50/30



to stack
GGS50/30

COMPOSITIONS

vertical compositions
H 470 - 18 1/2"



WC47/01



WC47/02



WC47/03



WC47/04

Molteni & C

vertical compositions
H 620 - 24 3/8"



WC62/01



WC62/02

vertical compositions
H 770 - 30 3/8"



WC77/01



WC77/02

vertical compositions
H 920 - 36 1/4"



WC92/01



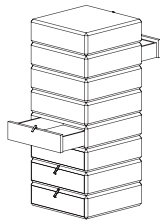
WC92/02

vertical composition
H 1070 - 42 1/8"



WC10/01

vertical compositions
H 1220 - 48"



WC12/01



WC12/02

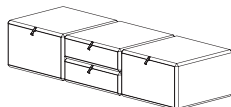


WC12/03



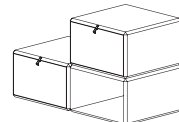
WC12/04

horizontal composition
H 320 - 12 5/8"

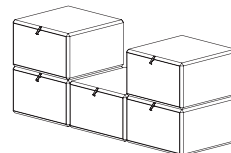


WC32/10

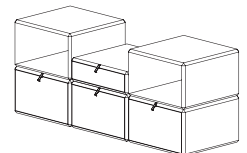
horizontal compositions
H 620 - 24 3/8"



WC62/10



WC62/11



WC62/12

DATASHEET

REGISTERED
DESIGN

V.2017

Molteni & C

FINISHES MOLTENI&C RANGE

IX.2017

	MATT LACQUER	GLOSSY LACQUER	COLOURED GLASS	ETCHED COLOURED GLASS	PLASTER LACQUERED CARTAPAGLIA LACQUERED <i>only Gliss Master</i>	STOPSOL GLASS TRANSPARENT STOPSOL GLASS
CHALK WHITE	•	•	•	•	•	
IVORY	•				•	
PEARL	•	•	•	•	•	
SILICA	•	•	•	•	•	
SAND	•	•	•	•	•	
PLATINUM	•	•	•	•	•	
DUNE	•	•	•	•	•	
CLAY	•	•	•	•	•	
DOLOMITE GREY	•	•	•	•	•	
RUST	•	•	•	•	•	
RUBY	•	•	•	•	•	
CARAMEL	•	•	•	•	•	
MOKA	•	•	•	•	•	
MUSTARD	•	•	•	•	•	
CADMIUM	•	•	•	•	•	
LIGHT BLUE GREY	•	•	•	•	•	
LEAD	•	•	•	•	•	
ANTHRACITE	•	•	•	•	•	
BLACK	•	•	•	•	•	
STOPSOL						•
LESSLESS RED	•					



only matt lacquer

Molteni & C




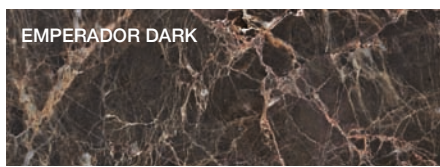

FINISHES MOLTENI&C RANGE

IX.2017




WOODS




MARBLES



METAL PARTS



DWELL
DOOR FRAME, TRACK COVERING PROFILES



The finishes shown are indicative and refer to the entire production range. We recommend that you consult the "Colour Range" samples which shown the complete range of finishes, including those not shown here. Molteni&C reserves the right to modify the range without warning.

Molteni & C

FINISHES MOLTENI&C RANGE

IX.2017

MELAMINE FRONT GLISS MASTER

CARTAPAGLIA WHITE



CARTAPAGLIA ANTHRACITE



CARTAPAGLIA SILICA



GRAFFIATO SILICA



GRAFFIATO BRONZE



MELAMINE STRUCTURE GLISS MASTER

WHITE SHANTUNG



GREY SHANTUNG




MELAMINE STRUCTURE GLISS MASTER, MASTER DRESSING, GLISS WALK-IN

SILVER CEMBRAN



LARIX DARK



ECO SKIN GLISS MASTER, MASTER DRESSING

IVORY




HEMP



MINK



DARK BROWN



GREY



PLASTER GLISS MASTER FRONT

SILICA



MELAMINE STRUCTURE GLISS MASTER, MASTER DRESSING

RAFFIA



FINE GRAIN GLISS MASTER, MASTER DRESSING

FINE GRAIN

