

Molteni & C

PAUL— VINCENT VAN DUYSSEN 2016

1—
7



Paul is a set of elegantly proportioned sofas with reassuring lines, elements that emphasize Vincent Van Duysen's expressive rationality. The project includes linear sofas, angular compositions, chaises longues and islands, all with a single seat cushion. Paul features generous dimensions, distinctive double seams and great comfort, elements that look good, even in the center of the room. The impression is lightweight, accentuated by the neat design of the pressure die-cast aluminum feet. Items featuring considerable depth complete the project, for a comfortable, luxurious and cosy way of sitting.

DATASHEET

REGISTERED
DESIGN

VII.2016

molteni.it

Dimensions in millimeters and inches. The right to discontinue and make changes is reserved. This information is based on the latest product information available at the time of printing.

FINISHES

COVERS

fabric - leather, completely removable.

BASE FINISH

pewter colour
black chrome painted
shiny aluminium

Available in fire-resistant version (TB117 and BS5852).

Molteni & C

TECHNICAL INFORMATION

STRUCTURE INTERIOR

Frame made of solid Fir (Picea abies) and chipboard, with elastic straps.

STRUCTURE PADDING

High capacity variable density foam polyurethane. Light velvet cover.

SEAT CUSHION

Insert in shaped polyurethane and sterilised feathers. 100% cotton cover.

BACK CUSHIONS

Polyester fibre, sterilised feathers. 100% cotton cover.

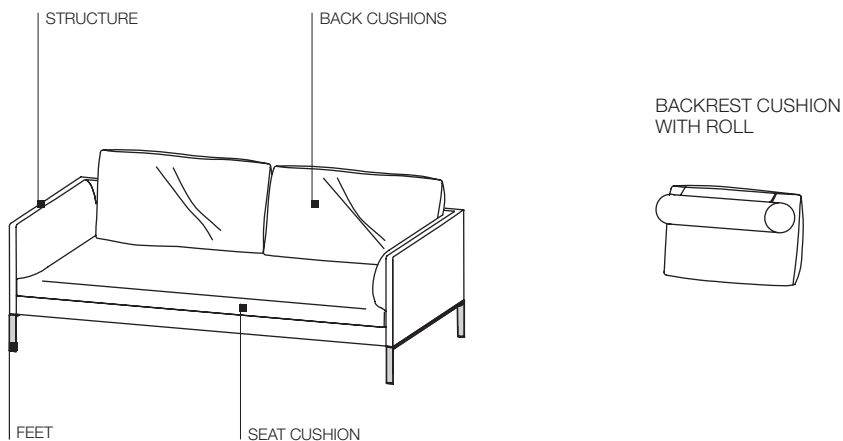
FEET

In die cast metal with non-slip plastic tips.

REMOVABLE OUTER COVER

(See attached card, specifically for the cover).

2—
7



DATASHEET

REGISTERED
DESIGN

VII.2016

molteni.it

Dimensions in millimeters and inches. The right to discontinue and make changes is reserved. This information is based on the latest product information available at the time of printing.

Notes

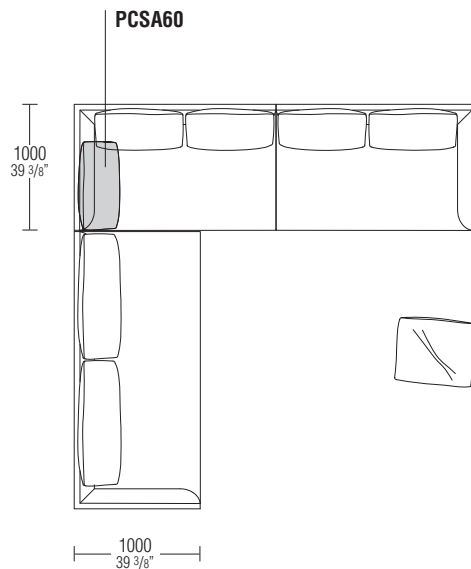
- At the time of ordering, specify the typology of the backrests (with or without the roller).
If backrests with rollers are selected, specify the quantity.

- It is possible to combine sofas with different depths.

EXAMPLE OF COMPOSITIONS

Molteni & C

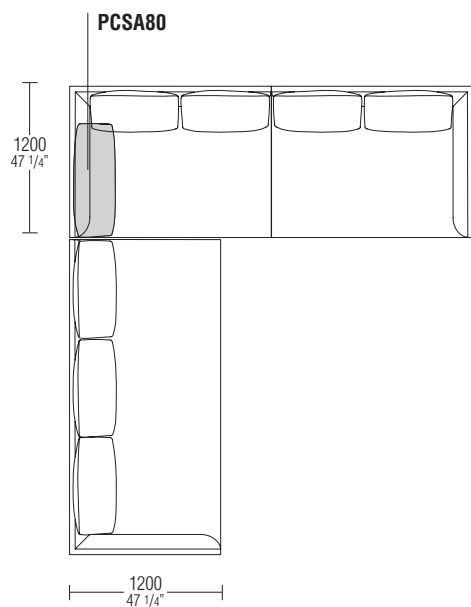
3—
7



Attention:

in compositions with corner
please add a corner cushion:
for elements with D 1000 **cod. PCSA60**
for elements with D 1200 **cod. PCSA80**

Corner cushions can also be fitted with headrest
rollers



DATASHEET

REGISTERED
DESIGN

VII.2016

molteni.it

Dimensions in millimeters and inches. The right to discontinue and make changes is reserved. This information is based on the latest product information available at the time of printing.


DIMENSIONS

Paul depth 1000

Molteni & C

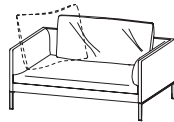
4—
7

sofa
W 1650 D 1000 H 920
W 65" D 39 3/8" H 36 1/4"
backrest cushions W 650



DI1610

W 1650 D 1000 H 920
W 65" D 39 3/8" H 36 1/4"
backrest cushion W 1000



DI1610/B

ornamental cushion
W 900 H 750
W 35 3/8" H 29 1/2"

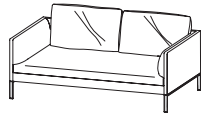


PCU90/75

for adding the headrest roller to the backrest cushion

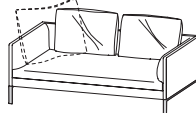


sofa
W 1950 D 1000 H 920
W 76 3/4" D 39 3/8" H 36 1/4"
backrest cushions W 800



DI1910

W 1950 D 1000 H 920
W 76 3/4" D 39 3/8" H 36 1/4"
backrest cushions W 650



DI1910/B

ornamental cushion
W 900 H 750
W 35 3/8" H 29 1/2"

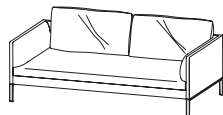


PCU90/75

for adding the headrest roller to the backrest cushion

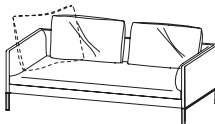


sofa
W 2250 D 1000 H 920
W 88 5/8" D 39 3/8" H 36 1/4"
backrest cushions W 950



DI2210

W 2250 D 1000 H 920
W 88 5/8" D 39 3/8" H 36 1/4"
backrest cushions W 800



DI2210/B

ornamental cushion
W 900 H 750
W 35 3/8" H 29 1/2"

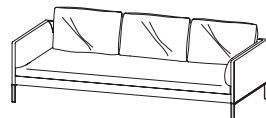


PCU90/75

for adding the headrest roller to the backrest cushion



sofa
W 2600 D 1000 H 920
W 102 7/8" D 39 3/8" H 36 1/4"
backrest cushions W 750



DI2610

W 2600 D 1000 H 920
W 102 7/8" D 39 3/8" H 36 1/4"
backrest cushions W 950



DI2610/B

ornamental cushion
W 900 H 750
W 35 3/8" H 29 1/2"

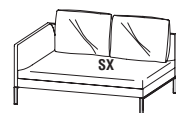


PCU90/75

for adding the headrest roller to the backrest cushion

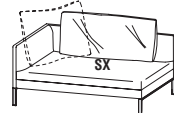


end element
W 1600 D 1000 H 920
W 63" D 39 3/8" H 36 1/4"
backrest cushions W 700



TE1610 dx - sx

W 1600 D 1000 H 920
W 63" D 39 3/8" H 36 1/4"
backrest cushion W 1000



TE1610/B dx - sx

ornamental cushion
W 900 H 750
W 35 3/8" H 29 1/2"



PCU90/75

for adding the headrest roller to the backrest cushion



DATASHEET

REGISTERED
DESIGN

VII.2016

molteni.it

Dimensions in millimeters and inches. The right to discontinue and make changes is reserved. This information is based on the latest product information available at the time of printing.

DIMENSIONS

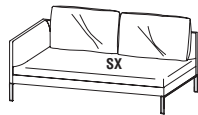
Paul depth 1000

end element
W 1900 D 1000 H 920
W 74 3/4" D 39 3/8" H 36 1/4"
backrest cushions W 850

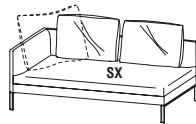
W 1900 D 1000 H 920
W 74 3/4" D 39 3/8" H 36 1/4"
backrest cushions W 650

ornamental cushion
W 900 H 750
W 35 3/8" H 29 1/2"

**for adding the headrest
roller to the backrest
cushion**



TE1910 dx - sx



TE1910/B dx - sx



PCU90/75



Molteni & C

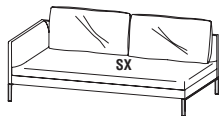
5—
7

end element
W 2200 D 1000 H 920
W 86 5/8" D 39 3/8" H 36 1/4"
backrest cushions W 1000

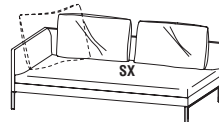
W 2200 D 1000 H 920
W 86 5/8" D 39 3/8" H 36 1/4"
backrest cushions W 800

ornamental cushion
W 900 H 750
W 35 3/8" H 29 1/2"

**for adding the headrest
roller to the backrest
cushion**



TE2210 dx - sx



TE2210/B dx - sx



PCU90/75

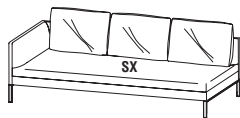


end element
W 2550 D 1000 H 920
W 100 3/8" D 39 3/8" H 36 1/4"
backrest cushions W 800

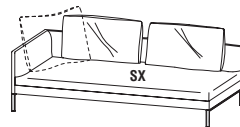
W 2550 D 1000 H 920
W 100 3/8" D 39 3/8" H 36 1/4"
backrest cushions W 950

ornamental cushion
W 900 H 750
W 35 3/8" H 29 1/2"

**for adding the headrest
roller to the backrest
cushion**



TE2510 dx - sx



TE2510/B dx - sx



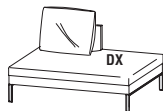
PCU90/75



Paul common elements

island element
W 1555 D 1000 H 920
W 61 1/4" D 39 3/8" H 36 1/4"
backrest cushion W 800

**for adding the headrest
roller to the backrest
cushion**



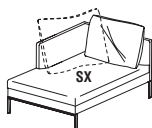
IS1510 dx - sx



chaise longue
W 1000 D 1600 H 920
W 39 3/8" D 63" H 36 1/4"
backrest cushion W 800

ornamental cushion
W 900 H 750
W 35 3/8" H 29 1/2"

**for adding the headrest
roller to the backrest
cushion**



CL1610 dx - sx



PCU90/75



DATASHEET

REGISTERED
DESIGN

VII.2016

molteni.it

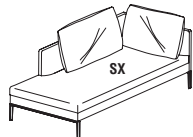
Dimensions in millimeters and inches. The right to discontinue and make changes is reserved. This information is based on the latest product information available at the time of printing.

DIMENSIONS

Paul common elements

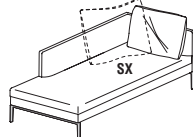
chaise longue

W 1000 D 2200 H 920
W 39 3/8" D 86 5/8" H 36 1/4"
backrest cushions W 800



CL2210 dx - sx

W 1000 D 2200 H 920
W 39 3/8" D 86 5/8" H 36 1/4"
backrest cushion W 800



CL2210/B dx - sx

ornamental cushion

W 900 H 750
W 35 3/8" H 29 1/2"



PCU90/75


**for adding the headrest
roller to the backrest
cushion**



Paul depth 1200

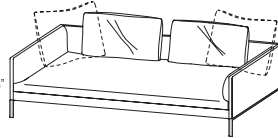
sofa

W 2750 D 1200 H 920
W 108 1/4" D 47 1/4" H 36 1/4"
backrest cushions W 800



DI2712

W 2750 D 1200 H 920
W 108 1/4" D 47 1/4" H 36 1/4"
backrest cushions W 950



DI2712/B

ornamental cushion

W 900 H 750
W 35 3/8" H 29 1/2"



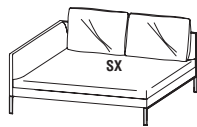
PCU90/75

**for adding the headrest
roller to the backrest
cushion**



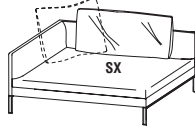
end element

W 1600 D 1200 H 920
W 63" D 47 1/4" H 36 1/4"
backrest cushions W 700



TE1612 dx - sx


W 1600 D 1200 H 920
W 63" D 47 1/4" H 36 1/4"
backrest cushion W 1000



TE1612/B dx - sx

ornamental cushion

W 900 H 750
W 35 3/8" H 29 1/2"



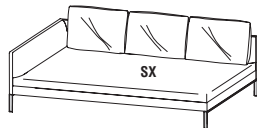
PCU90/75

**for adding the headrest
roller to the backrest
cushion**



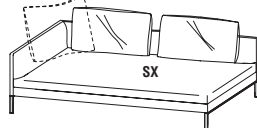
end element

W 2500 D 1200 H 920
W 98 3/8" D 47 1/4" H 36 1/4"
backrest cushions W 800



TE2512 dx - sx


W 2500 D 1200 H 920
W 98 3/8" D 47 1/4" H 36 1/4"
backrest cushions W 950



TE2512/B dx - sx

ornamental cushion

W 900 H 750
W 35 3/8" H 29 1/2"



PCU90/75

**for adding the headrest
roller to the backrest
cushion**



DIMENSIONS

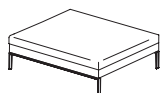
Paul common elements

pouf

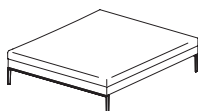
W 1000 D 750 H 460
W 39 3/8" D 29 1/2" H 18 1/8"

W 1200 D 1200 H 460
W 47 1/4" D 47 1/4" H 18 1/8"

Molteni & C



PF1075



PF1212

7—
7

corner cushion

W 600
W 23 5/8"

corner cushion

W 800
W 31 1/2"

for adding the headrest roller to the backrest cushion



PCSA60



PCSA80



pair of additional cushions

W 500 H 500
W 19 3/4" H 19 3/4"

additional cushion

W 600 H 600
W 23 5/8" H 23 5/8"

additional cushion

W 500 H 400
W 19 3/4" H 15 3/4"



CCQ/50



CU/60



CU/50/40

DATASHEET

REGISTERED
DESIGN

VII.2016

molteni.it

Dimensions in millimeters and inches. The right to discontinue and make changes is reserved. This information is based on the latest product information available at the time of printing.