

Molteni & C

STILL— FOSTER+PARTNERS 2006

1—
2



The Foster+Partners studio designed a distinctively shaped sofa, an authentic example of architecture tailored around the exactness of the frame and based on the balance of proportions. It is also available a curved shape version with comfortable back, designed to be placed in the centre of a room.

FEATURES

A range of settees featuring an aerial structure resting on curved steel pieces, available with a shiny chrome or brushed silver finish. The slender support structure in moulded, cold-foam-covered metal has soft feather cushions.

DATASHEET

I.2015

molteni.it

Dimensions in millimeters and inches. The right to discontinue and make changes is reserved. This information is based on the latest product information available at the time of printing.

FINISHES

COVERS

fabric - leather, completely removable.

Available in fire-resistant version (TB117 and BS5852).

FEET/BASE FINISHES

shiny chrome - brushed silver

TECHNICAL INFORMATION

LOADBEARING STRUCTURE

Metal frame with elastic straps.

LOADBEARING STRUCTURE PADDING

Flameproof flexible polyurethane (class 1IM) cold foamed in mould, fine velvet cover.

ARM

Metal frame with polyester fibre and sterilized feather padding. 100% cotton cover.

SEAT CUSHIONS

Shaped polyurethane insert and sterilized feathers. 100% cotton cover.

BACK CUSHIONS

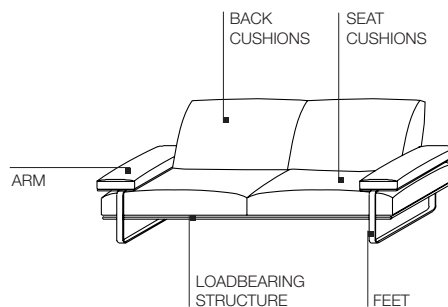
Sterilized feathers. 100% cotton cover.

FEET

Curved steel with a chrome or brushed silver finish.

REMOVABLE OUTER COVERS

(See attached card, specific for each cover).




DIMENSIONS

sofas

W 2200 D 950 H 860

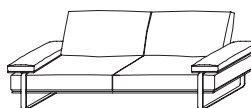
W 86 5/8" D 37 3/8" H 33 7/8"



SD220

W 2500 D 950 H 860

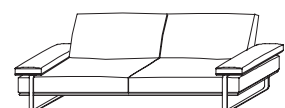
W 98 3/8" D 37 3/8" H 33 7/8"



SD250

W 2700 D 950 H 860

W 106 1/4" D 37 3/8" H 33 7/8"

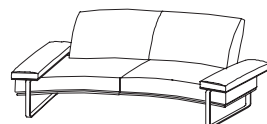


SD270

curved sofa

W 2500 D 950/1050 H 860

W 98 3/8" D 37 3/8" - 41 3/8" H 33 7/8"




SDC250

curved sofa

W 2700 D 950/1050 H 860

W 106 1/4" D 37 3/8" - 41 3/8" H 33 7/8"



SDC270