

Molteni & C

REVERSI '14— STUDIO HANNES WETTSTEIN 2014

1—
7



Reversi '14, design Studio Hannes Wettstein: Stephan Huerlemann e Simon Husslein, a modular, linear sofa which builds on previous experience in a project that keeps pace with current trends. All seating elements have backrests, one for each place, adjustable to three different positions according to use: relaxation, with a deep seat and high back for watching TV; formal, with a smaller seat and low back to chat to guests; comfort, for when reading a good book. Its design is a Wettstein classic though with a keen eye on new trends that favour a softer sofa: generous arms, hightech seat cushions and padding, black chrome and shiny aluminium, foot extending the length of the sofa. A seating system bound to repeat the success of its predecessors.

FEATURES

Ten years after its introduction, Reversi is being renewed. Here, it is presented with a new design slant that combines function and aesthetics in a balanced approach with every single detail at its right place. With its new proportions and cushions, Reversi '14 reveals a strong, rational personality and affirms its reputation for comfort and warmth. The 3-position backrest mechanism makes it possible to change the seat depth to create a rational space for work and a welcoming space for relaxing - both on the same sofa. Reversi '14 offers excellent modular solutions - its logical components can be assembled in a wide range of compositions that include linear elements, corner elements, chaise longue pieces and poufs. The structure in polyurethane foam in different thicknesses holds comfortable seat cushions. Backrests are organised in two configurations: cushions adjacent to one another to occupy all available space, and cushions spaced apart.

DATASHEET

REGISTERED
DESIGN

XII.2014

molteni.it

Dimensions in millimeters and inches. The right to discontinue and make changes is reserved. This information is based on the latest product information available at the time of printing.

FINISHES

COVERS

fabric - leather, completely removable.
Available in fire-resistant version (TB117 and BS5852).

BASE FINISHES

shiny aluminium - black chrome

Molteni & C

TECHNICAL INFORMATION

STRUCTURE INTERIOR

Frame made of solid Fir (Picea abies) and chipboard, with elastic straps.

STRUCTURE PADDING

High capacity variable density foam polyurethane. Light velvet cover.

SEAT CUSHIONS

Insert in shaped polyurethane and sterilised feathers. 100% cotton cover.

BACK CUSHIONS

Polyester fibre, sterilised feathers. 100% cotton cover.

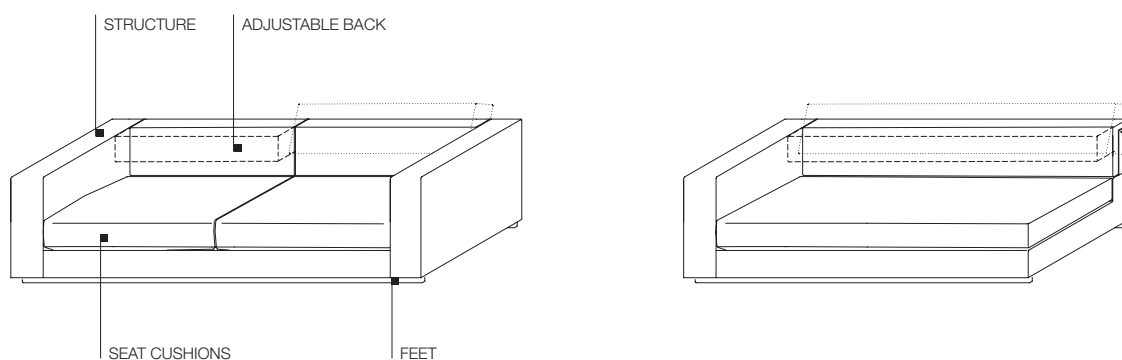
FEET

Shiny aluminium, black chrome or painted pewter colour with plastic stand.

REMOVABLE OUTER COVER

(See attached card, specifically for the cover).

2—
7



DATASHEET

REGISTERED
DESIGN

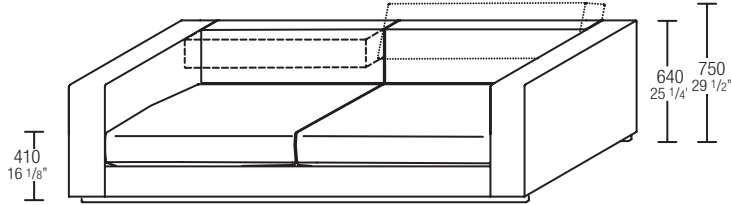
XII.2014

REVERSI '14—
STUDIO
HANNES
WETTSTEIN
2014

Molteni & C

DIMENSIONS

Sofa with 2 backrests with mechanism

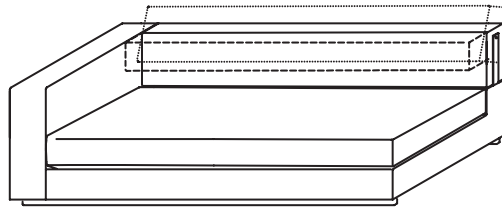


Notes

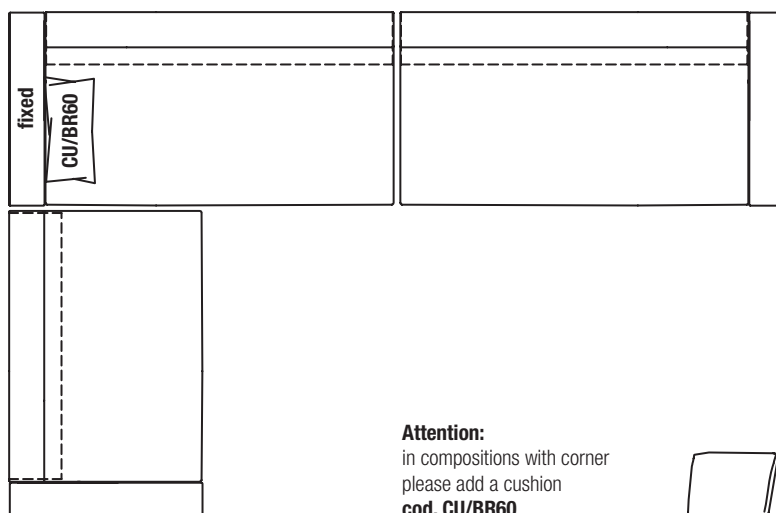
Compositions are always closed at the side with an arm

3—
7

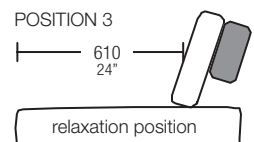
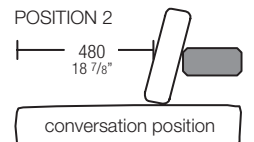
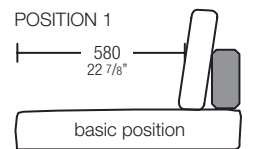
End element with 1 backrest with mechanism



Example of composition with corner



Adjustable back positions



DATASHEET

REGISTERED
DESIGN

XII.2014

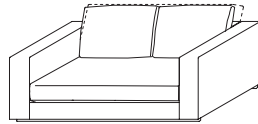
molteni.it

Dimensions in millimeters and inches. The right to discontinue and make changes is reserved. This information is based on the latest product information available at the time of printing.

DIMENSIONS

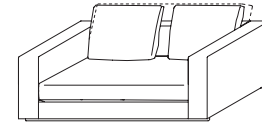
Please note
Sofas **DV180A** and
DV180B the back
structure is always
in one piece

sofa
W 1830 D 980 H 870
W 72" D 38 5/8" H 34 1/4"
with 2 back cushions W 700
sitting 1400



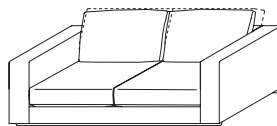
DV180A

W 1830 D 980 H 870
W 72" D 38 5/8" H 34 1/4"
with 2 back cushions W 600
sitting 1400



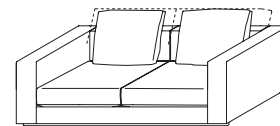
DV180B

sofa
W 2030 D 980 H 870
W 79 7/8" D 38 5/8" H 34 1/4"
with 2 back cushions W 800
sitting 1600



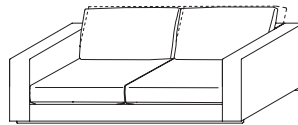
DV200A

W 2030 D 980 H 870
W 79 7/8" D 38 5/8" H 34 1/4"
with 2 back cushions W 600
sitting 1600



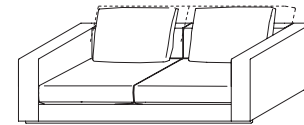
DV200B

sofa
W 2230 D 980 H 870
W 87 3/4" D 38 5/8" H 34 1/4"
with 2 back cushions W 900
sitting 1800



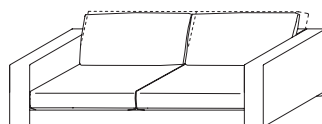
DV220A

W 2230 D 980 H 870
W 87 3/4" D 38 5/8" H 34 1/4"
with 2 back cushions W 700
sitting 1800



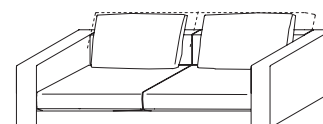
DV220B

sofa
W 2430 D 980 H 870
W 95 5/8" D 38 5/8" H 34 1/4"
with 2 back cushions W 1000
sitting 2000



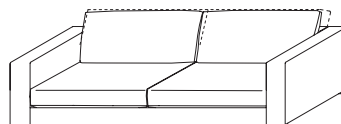
DV240A

W 2430 D 980 H 870
W 95 5/8" D 38 5/8" H 34 1/4"
with 2 back cushions W 800
sitting 2000



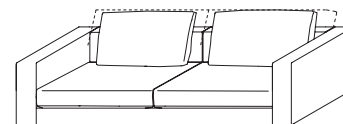
DV240B

sofa
W 2630 D 980 H 870
W 103 1/2" D 38 5/8" H 34 1/4"
with 2 back cushions W 1100
sitting 2200



DV260A

W 2630 D 980 H 870
W 103 1/2" D 38 5/8" H 34 1/4"
with 2 back cushions W 900
sitting 2200



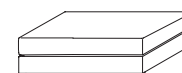
DV260B

pouf
W 980 D 980 H 410
W 38 5/8" D 38 5/8" H 16 1/8"



PF95

W 1180 D 980 H 410
W 46 1/2" D 38 5/8" H 16 1/8"



PF115

Molteni & C

4—
7

DATASHEET

REGISTERED
DESIGN

XII.2014

molteni.it

Dimensions in millimeters and inches. The right to discontinue and make changes is reserved. This information is based on the latest product information available at the time of printing.

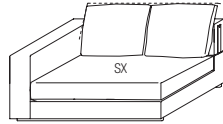
DIMENSIONS

Notes

These elements cannot be used alone

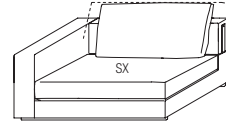
end element

W 1420 D 980 H 870
W 55 7/8" D 38 5/8" H 34 1/4"
with 2 back cushions W 600
sitting 1200



T140A dx - sx

W 1420 D 980 H 870
W 55 7/8" D 38 5/8" H 34 1/4"
with 1 back cushion W 1000
sitting 1200



T140B dx - sx

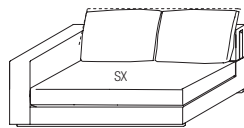
Molteni & C

Notes

These elements cannot be used alone

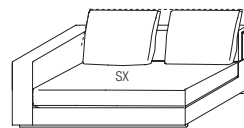
end element

W 1620 D 980 H 870
W 63 3/4" D 38 5/8" H 34 1/4"
with 2 back cushions W 700
sitting 1400



T160A dx - sx

W 1620 D 980 H 870
W 63 3/4" D 38 5/8" H 34 1/4"
with 2 back cushions W 600
sitting 1400



T160B dx - sx

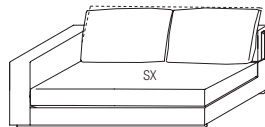
5—
7

Notes

These elements cannot be used alone

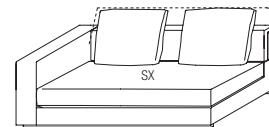
end element

W 1820 D 980 H 870
W 71 5/8" D 38 5/8" H 34 1/4"
with 2 back cushions W 800
sitting 1600



T180A dx - sx

W 1820 D 980 H 870
W 71 5/8" D 38 5/8" H 34 1/4"
with 2 back cushions W 600
sitting 1600



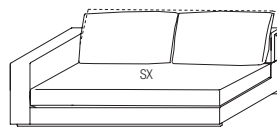
T180B dx - sx

Notes

These elements cannot be used alone

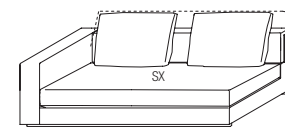
end element

W 2020 D 980 H 870
W 79 1/2" D 38 5/8" H 34 1/4"
with 2 back cushions W 900
sitting 1800



T200A dx - sx

W 2020 D 980 H 870
W 79 1/2" D 38 5/8" H 34 1/4"
with 2 back cushions W 700
sitting 1800



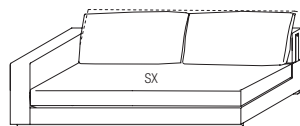
T200B dx - sx

Notes

These elements cannot be used alone

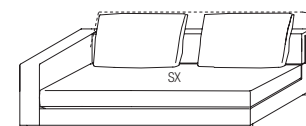
end element

W 2220 D 980 H 870
W 87 3/8" D 38 5/8" H 34 1/4"
with 2 back cushions W 1000
sitting 2000



T220A dx - sx

W 2220 D 980 H 870
W 87 3/8" D 38 5/8" H 34 1/4"
with 2 back cushions W 800
sitting 2000



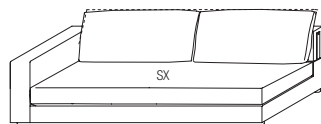
T220B dx - sx

Notes

These elements cannot be used alone

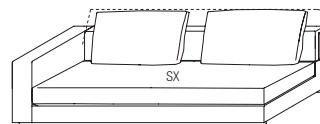
end element

W 2420 D 980 H 870
W 95 1/4" D 38 5/8" H 34 1/4"
with 2 back cushions W 1100
sitting 2200



T240A dx - sx

W 2420 D 980 H 870
W 95 1/4" D 38 5/8" H 34 1/4"
with 2 back cushions W 900
sitting 2200



T240B dx - sx

DATASHEET

REGISTERED
DESIGN

XII.2014

REVERSI '14—
STUDIO
HANNES
WETTSTEIN
2014

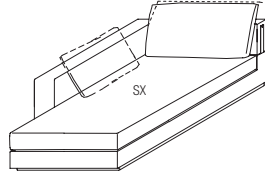
DIMENSIONS

Notes

These elements
cannot be
used alone

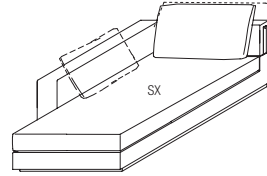
chaise longue

W 1120 D 2020 H 870
W 44 1/8" D 79 1/2" H 34 1/4"
with 1 back cushion W 900
sitting 900



CL200A dx - sx

W 1120 D 2020 H 870
W 44 1/8" D 79 1/2" H 34 1/4"
with 1 back cushion W 800
sitting 900



CL200B dx - sx

optional armrest cushion for CL200

W 800 H 600
W 31 1/2" H 23 5/8"



CU/BR80

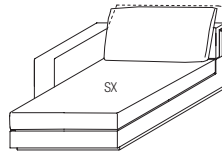
Molteni & C

Notes

These elements
cannot be
used alone

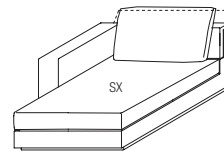
chaise longue

W 1120 D 1620 H 870
W 44 1/8" D 63 3/4" H 34 1/4"
with 1 back cushion W 900
sitting 900



CL160A dx - sx

W 1120 D 1620 H 870
W 44 1/8" D 63 3/4" H 34 1/4"
with 1 back cushion W 800
sitting 900



CL160B dx - sx

pair of additional cushions

W 500 H 500
W 19 3/4" H 19 3/4"



CCQ/50

additional cushion

W 600 H 600
W 23 5/8" H 23 5/8"



CU/60

additional cushion

W 500 H 400
W 19 3/4" H 15 3/4"



CU/50/40

additional cushion for compositions with corner

W 600 H 600
W 23 5/8" H 23 5/8"



CU/BR60

6—
7

DATASHEET

REGISTERED
DESIGN

XII.2014

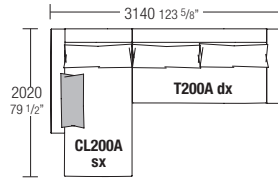
molteni.it

Dimensions in millimeters and inches. The right to discontinue and make changes is reserved. This information is based on the latest product information available at the time of printing.

SAMPLE COMPOSITIONS

composition 1

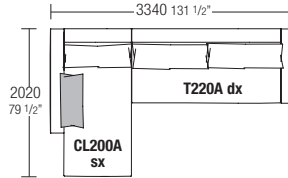
chaise longue CL200A sx
end element T200A dx
cushion CU/BR80



R4C01

composition 2

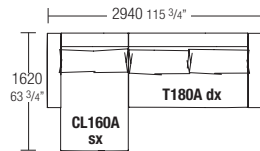
chaise longue CL200A sx
end element T220A dx
cushion CU/BR80



R4C02

composition 3

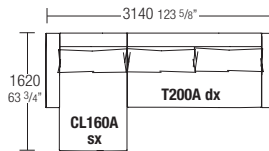
chaise longue CL160A sx
end element T180A dx



R4C03

composition 4

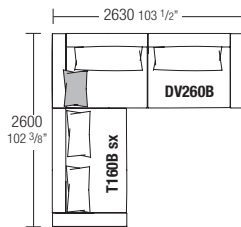
chaise longue CL160A sx
end element T200A dx



R4C04

composition 5

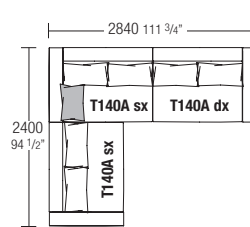
end element T160B sx
sofa DV260B
cushion CU/BR60



R4C05

composition 6

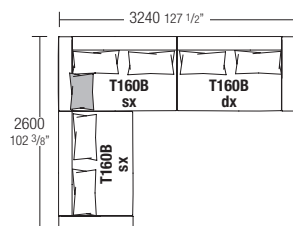
2 end elements T140A sx
end element T140A dx
cushion CU/BR60



R4C06

composition 7

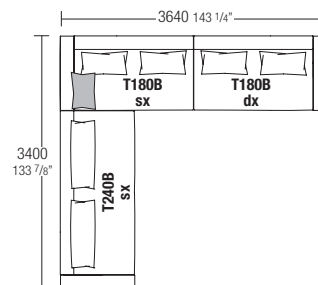
2 end elements T160B sx
end element T160B dx
cushion CU/BR60



R4C07

composition 8

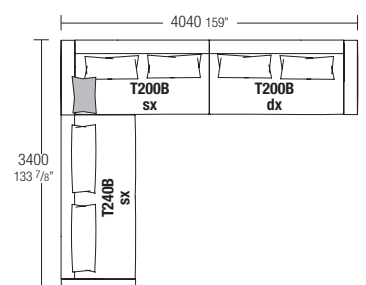
end element T240B sx
end element T180B sx
end element T180B dx
cushion CU/BR60



R4C08

composition 9

end element T240B sx
end element T200B sx
end element T200B dx
cushion CU/BR60



R4C09

DATASHEET

REGISTERED
DESIGN

XII.2014

molteni.it

Dimensions in millimeters and inches. The right to discontinue and make changes is reserved. This information is based on the latest product information available at the time of printing.