

# Molteni & C

## PORTFOLIO— FERRUCCIO LAVIANI 2011

1—  
6



Portfolio, a system of modular or fixed sofas designed to successfully complement even smaller environments thanks to the reduced depth of the elements that make it up (D 960), without, however, neglecting the ergonomic qualities and comfort of the seat. Portfolio includes numerous elements that can be combined to create linear sofas or sofas with chaise lounges, ends without arms or corner elements. The cover both in fabric and leather can be completely removed. Individual armchairs and rectangular or square poufs complete the offer. One of the system's distinctive features are its feet - thin blades in laser cut and moulded steel. The same metal profile enhances the armrests of the armchair and a series of tables that can be placed to the side or rear and serve as storage consoles or placed in front of the sofa like small coffee tables. With wood, stone or matt lacquered tops these elements can successfully complement almost any home or public setting.

### DATASHEET

REGISTERED  
DESIGN

I.2015

**molteni.it**

Dimensions in millimeters and inches. The right to discontinue and make changes is reserved. This information is based on the latest product information available at the time of printing.

## FINISHES

### COVERS

fabric - leather, completely removable.

Available in fire-resistant version (TB117 and BS5852).

### HIDE LEATHER FINISHES FOR ARMREST LINING ARMCHAIR PL83

natural - black - dark brown - white - ivory - dove grey  
red - hazelnut - tobacco - hunter green - mud green - almond

### SMALL TABLES UPPER SHELF STONE

carnian grey finish

### SMALL TABLES UPPER SHELF LACQUER FINISHES

in the Molteni range of matt colours

### SMALL TABLES UPPER SHELF WOODEN FINISHES

eucalyptus - grey oak - black oak - light elm - dark elm

### SOFAS/ARMCHAIRS FEET AND SMALL TABLES STRUCTURE FINISHES

shiny chrome - black chrome - pewter colour

## TECHNICAL INFORMATION

### STRUCTURE INTERIOR SOFAS/ARMCHAIRS

Frame made of solid fir (Picea abies) and chipboard, with elastic straps.

### STRUCTURE PADDING SOFAS/ARMCHAIRS

High capacity variable density foam polyurethane. Light velvet cover.

### SEAT CUSHIONS SOFAS/ARMCHAIRS

Insert in shaped polyurethane and sterilised feathers. 100% cotton cover.

### BACK CUSHIONS SOFAS/ARMCHAIRS

Down and polyester-filled compartments. 100% cotton cover.

### FEET SOFAS/ARMCHAIRS

Bent and laser cut steel, chrome plated or lacquered, with non slip plastic floor rests.

### ARMCHAIR ARMRESTS PL83

Bent and laser cut steel, chrome plated or lacquered, with non slip plastic floor rests. Armrest linings in hide leather for fabric versions and in leather for leather versions.

### REMOVABLE OUTER COVERS

(See attached card, specific for each cover).

### TABLE STRUCTURE

Bent and laser cut steel, chrome plated or lacquered, with non slip plastic floor rests.

### UPPER TABLE TOP IN WOOD

Chipboard panel covered with sliced Elm (Ulmus rubra), Oak (Quercus), Eucalyptus (Eucalyptus globulus) or with melamine cladding lacquered in the Molteni range colours.

### UPPER TABLE TOP IN STONE

Carnian grey marble.

### LOWER TABLE TOP

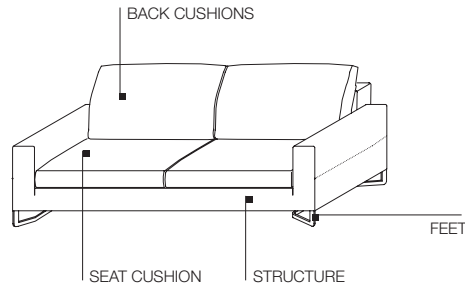
Satin steel.

## DATASHEET

REGISTERED  
DESIGN

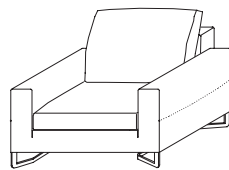
I.2015

**TECHNICAL INFORMATION**

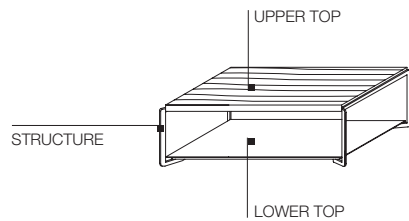
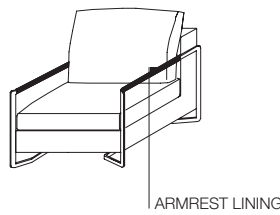


Molteni & C

**ARMCHAIR PL111**



**ARMCHAIR PL83**



3—  
6

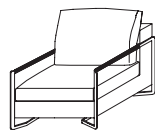
**DIMENSIONS**

**SINGLE ELEMENTS**

**armchair**


W 830 D 980 H 850  
W 32 5/8" D 38 5/8" H 33 1/2"

W 1110 D 960 H 850  
W 43 3/4" D 37 3/4" H 33 1/2"



**PL83**

580  
22 7/8"  
440  
17 3/8"



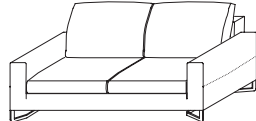
**PL111**

**sofa**

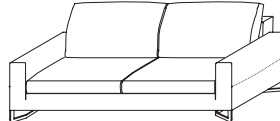
W 1870 D 960 H 850  
W 73 5/8" D 37 3/4" H 33 1/2"

W 2150 D 960 H 850  
W 84 5/8" D 37 3/4" H 33 1/2"

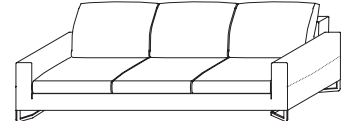
W 2630 D 960 H 850  
W 103 1/2" D 37 3/4" H 33 1/2"



**D187**



**D215**



**D263**

**open sofa**

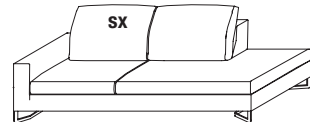
W 2300 D 960 H 850  
W 90 1/2" D 37 3/4" H 33 1/2"

W 2580 D 960 H 850  
W 101 5/8" D 37 3/4" H 33 1/2"

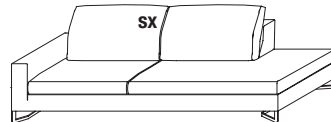
**pouf**

W 960 D 960 H 440  
W 37 3/4" D 37 3/4"  
H 17 3/8"

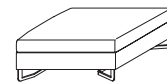
W 1200 D 960 H 440  
W 47 1/4" D 37 3/4"  
H 17 3/8"



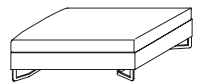
**DA230 dx-sx**



**DA258 dx-sx**



**PF96**



**PF120**

**DATASHEET**

REGISTERED  
DESIGN

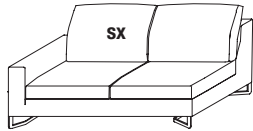
I.2015

**DIMENSIONS**

**MODULAR ELEMENTS**

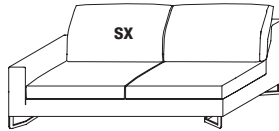
**end element**

W 1700 D 960 H 850  
W 66 7/8" D 37 3/4" H 33 1/2"



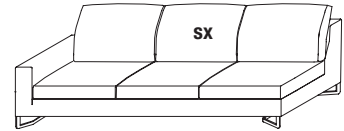
**T170 dx-sx**

W 1980 D 960 H 850  
W 77" D 37 3/4" H 33 1/2"



**T198 dx-sx**

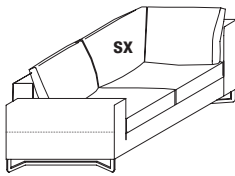
W 2460 D 960 H 850  
W 96 7/8" D 37 3/4" H 33 1/2"



**T246 dx-sx**

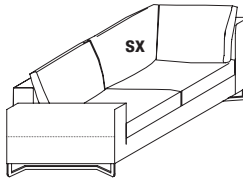
**corner element with arm**

W 960 D 1870 H 850  
W 37 3/4" D 73 5/8" H 33 1/2"



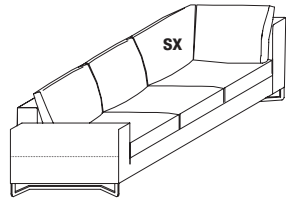
**TA187 dx-sx**

W 960 D 2150 H 850  
W 37 3/4" D 84 5/8" H 33 1/2"



**TA215 dx-sx**

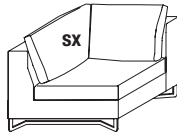
W 960 D 2630 H 850  
W 37 3/4" D 103 1/2" H 33 1/2"



**TA263 dx-sx**

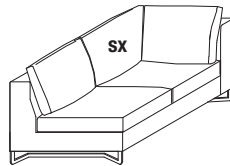
**open corner element**

W 960 D 1080 H 850  
W 37 3/4" D 42 1/2" H 33 1/2"



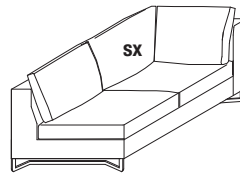
**A108 dx-sx**

W 960 D 1700 H 850  
W 37 3/4" D 66 7/8" H 33 1/2"



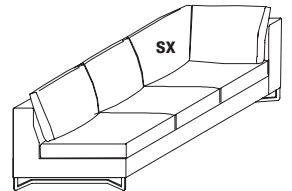
**A170 dx-sx**

W 960 D 1980 H 850  
W 37 3/4" D 78" H 33 1/2"



**A198 dx-sx**

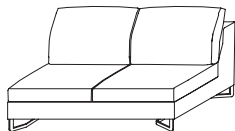
W 960 D 2460 H 850  
W 37 3/4" D 96 7/8" H 33 1/2"



**A246 dx-sx**

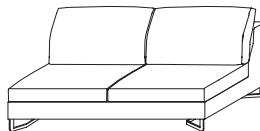
**central elements**

W 1530 D 960 H 850  
W 60 1/4" D 37 3/4" H 33 1/2"



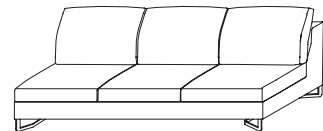
**CE153**

W 1810 D 960 H 850  
W 71 1/4" D 37 3/4" H 33 1/2"



**CE181**

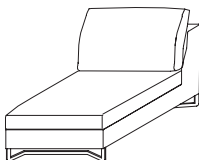
W 2290 D 960 H 850  
W 90 1/8" D 37 3/4" H 33 1/2"



**CE229**

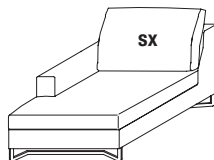
**chaise longue**

W 900 D 1420 H 850  
W 35 3/8" D 55 7/8" H 33 1/2"



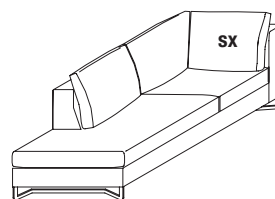
**CL90**

W 940 D 1420 H 850  
W 37" D 55 7/8" H 33 1/2"



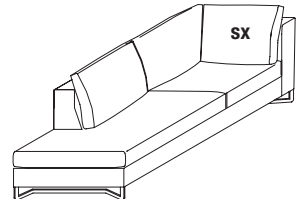
**CLB94 dx-sx**

W 960 D 2300 H 850  
W 37 3/4" D 90 1/2" H 33 1/2"



**CL230 dx-sx**

W 960 D 2580 H 850  
W 37 3/4" D 101 5/8" H 33 1/2"



**CL258 dx-sx**

**DATASHEET**

REGISTERED  
DESIGN

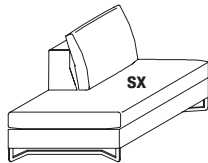
I.2015

**DIMENSIONS**

**MODULAR ELEMENTS**

**island element**

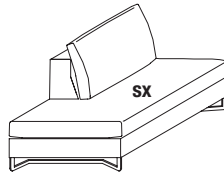
W 960 D 1370 H 850  
W 37 3/4" D 54" H 33 1/2"



**IS137 dx-sx**

W 960 D 1510 H 850

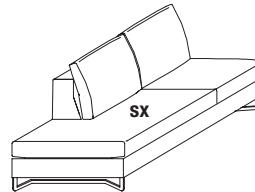
W 37 3/4" D 59 1/2" H 33 1/2"



**IS151 dx-sx**

W 960 D 2130 H 850

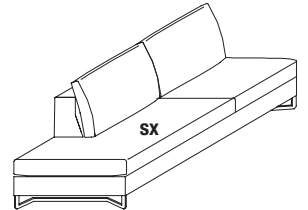
W 37 3/4" D 83 7/8" H 33 1/2"



**IS213 dx-sx**

W 960 D 2410 H 850

W 37 3/4" D 94 7/8" H 33 1/2"



**IS241 dx-sx**

**SMALL TABLES AND CONSOLE TABLES**

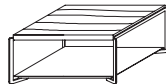
**Notes**

The lower shelf is always  
in satin metal

**small table**

W 950 D 950 H 403

W 37 3/8" D 37 3/8" H 15 7/8"



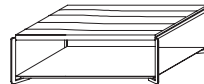
**PTA1**

**upper shelf**

matt lacquer colours/woods/stone

W 1300 D 950 H 403

W 51 1/8" D 37 3/8" H 15 7/8"



**PTA2**

**upper shelf**

matt lacquer colours/woods/stone

W 400 D 400 H 525

W 15 3/4" D 15 3/4" H 20 5/8"



**PTA3**

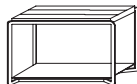
**upper shelf**

matt lacquer colours/woods/stone

**console table**

W 950 D 400 H 525

W 37 3/8" D 15 3/4" H 20 5/8"




**PTC1**

**upper shelf**

matt lacquer colours/woods/stone

W 1300 D 400 H 525

W 51 1/8" D 15 3/4" H 20 5/8"



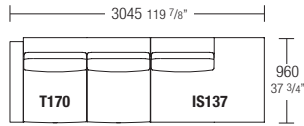
**PTC2**

**upper shelf**

matt lacquer colours/woods/stone

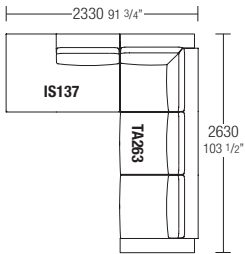
**SAMPLE COMPOSITIONS**

**composition 1**  
end element T170 sx  
island element IS137 dx



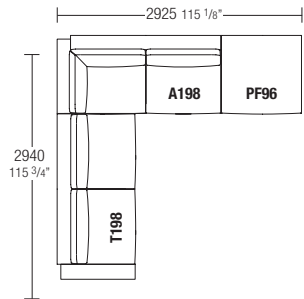
**PFC01**

**composition 3**  
island element IS137 sx  
corner element with arm TA263 dx



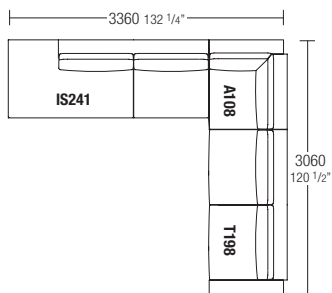
**PFC03**

**composition 5**  
end element T198 sx  
open corner element A198 dx  
pouf PF96



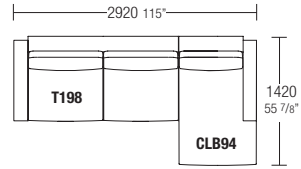
**PFC05**

**composition 7**  
island element IS241 sx  
open corner element A108 sx  
end element T198 dx



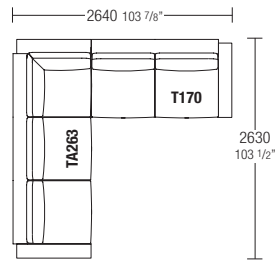
**PFC07**

**composition 2**  
end element T198 sx  
chaise longue CLB94 dx



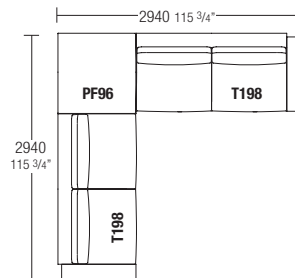
**PFC02**

**composition 4**  
corner element with arm TA263 sx  
end element T170 dx



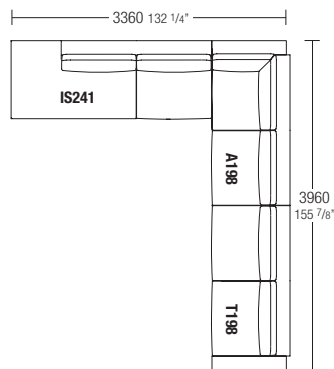
**PFC04**

**composition 6**  
end element T198 sx  
pouf PF96  
end element T198 dx



**PFC06**

**composition 8**  
island element IS241 sx  
open corner element A198 sx  
end element T198 dx



**PFC08**

**Molteni & C**

6—  
6

**DATASHEET**

REGISTERED  
DESIGN

I.2015

**molteni.it**

Dimensions in millimeters and inches. The right to discontinue and make changes is reserved. This information is based on the latest product information available at the time of printing.