

Molteni & C

DOMINO— NICOLA GALLIZIA 2005

1—
4



A system of padded pouf and linear shelves make up a galaxy of satellites for the conversation area and bedroom areas. Designed by Nicola Gallizia to be inserted into each other, these pouf and small tables allow multiple compositions. Available in leather or fabric, with chrome metal or lacquered structures and tops of glass, marble, gres, lacquered or various types of wood.

FEATURES

Domino, a system of tables and poufs, an original variant of the small tables fitting into one another, always provided with a bearing structure made up of two reversed, dissymmetric cross-shaped “C’s”, and tops of different shapes, sizes and finishes. They are combined with exactly matching soft cylinder-shaped poufs that can be manufactured in any kind of fabric/leather.

The mirror is in silverplated glass and rests on the floor with a surrounding steel frame finished in shiny chrome. Mirror for resting on floor, with pre-disposed system for fixing upper part to the wall. Fixing to the wall obligatory. The mirror comes with a protective safety film.

DATASHEET

REGISTERED
DESIGN

XII.2014

molteni.it

Dimensions in millimeters and inches. The right to discontinue and make changes is reserved. This information is based on the latest product information available at the time of printing.

FINISHES

WOODEN TOP FINISHES

eucalyptus - grey oak - black oak - light elm - dark elm -
matt lacquered in the Molteni range of colours - glossy lacquered in the Molteni range of colours

GRES TOP FINISHES

white - anthracite

MARBLE TOP FINISHES

emperador dark - calacatta

GLASS TOP FINISHES

glossy lacquered glass in the Molteni range of colours - etched lacquered glass in the Molteni range of colours

STRUCTURE FINISHES MATT LACQUER

matt lacquered in the Molteni range of colours (only for small tables DTR1-DTR2-DTR3)

POUFS COVERS

fabric - leather, completely removable.
Available in fire-resistant version (TB117 and BS5852).

TECHNICAL INFORMATION

SMALL TABLES STRUCTURE (CHROME AND/OR PAINTED IN THE COLOURS OF THE "MOLTENI RANGE" VERSIONS)
Steel with non-slip plastic feet.

WOODEN TOP

Wooden particleboard faced with Oak (Quercus), Elm (Ulmus rubra), Eucalyptus (Eucalyptus globulus) veneer or covered with melamine, painted in colours from the "Molteni Range".

CRYSTAL TOP

10 mm thick, polished-edge, toughened crystal painted in colours from the range.

MARBLE TOP

Calacatta or Emperador dark with anti stain, water repellent treatment.

GRES TOP

Porcelained gres, th. 6mm, made with a sintering process, mass coloured.

MIRROR

Wooden particleboard panel support with melamine facing painted black. Light coloured mirror th. 6 mm. Chrome steel structure with non-slip plastic feet.

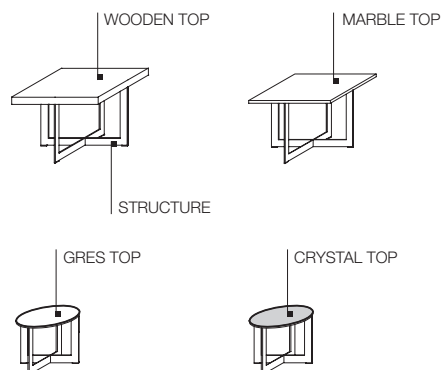
POUF

Solid firwood (Picea abies) and plywood frame, padded with foam polyurethane in various densities. Light velvet cover and adjustable plastic feet.

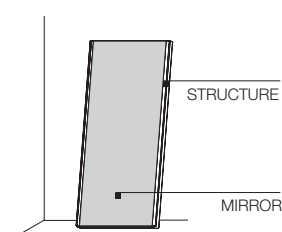
OUTER COVERING

See card attached, specific to each cover.

SMALL TABLES



MIRROR



POUF



DATASHEET

REGISTERED
DESIGN

XII.2014

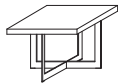
DIMENSIONS

Notes

Small wood tables are created with the grain in a single direction (straight)

side tables with wooden top

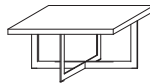
W 600 D 600 H 433
W 23 5/8" D 23 5/8" H 17"



wood matt glossy
lacquer lacquer lacquer
DTQ1 **DTQ1** **DTQ1**

shiny/black chrome/pewter colour structure

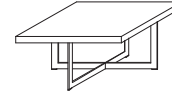
W 900 D 600 H 433
W 35 3/8" D 23 5/8" H 17"



wood matt glossy
lacquer lacquer lacquer
DTQ6 **DTQ6** **DTQ6**

shiny/black chrome/pewter colour structure

W 900 D 900 H 433
W 35 3/8" D 35 3/8" H 17"



wood matt glossy
lacquer lacquer lacquer
DTQ2 **DTQ2** **DTQ2**

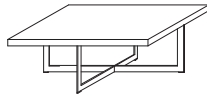
shiny/black chrome/pewter colour structure

Molteni & C

3—
4

side tables with wooden top

W 1200 D 900 H 433
W 47 1/4" D 35 3/8" H 17"

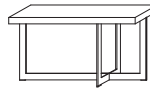


wood matt glossy
lacquer lacquer lacquer
DTQ3 **DTQ3** **DTQ3**

shiny/black chrome/pewter colour structure

console tables with wooden top

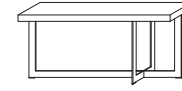
W 1000 D 300 H 573
W 39 3/8" D 11 7/8" H 22 1/2"



wood matt glossy
lacquer lacquer lacquer
DTQ4 **DTQ4** **DTQ4**

shiny/black chrome/pewter colour structure

W 1200 D 300 H 573
W 47 1/4" D 11 7/8" H 22 1/2"



wood matt glossy
lacquer lacquer lacquer
DTQ5 **DTQ5** **DTQ5**

shiny/black chrome/pewter colour structure

side tables with marble top

W 440 D 440 H 344
W 17 3/8" D 17 3/8" H 13 1/2"



DTK1
shiny/black chrome/pewter colour structure

W 440 D 440 H 489
W 17 3/8" D 17 3/8" H 19 1/4"



DTK2
shiny/black chrome/pewter colour structure

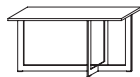
W 600 D 600 H 404
W 23 5/8" D 23 5/8" H 15 7/8"



DTK3
shiny/black chrome/pewter colour structure

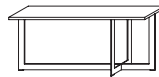
console tables with marble top

W 1000 D 300 H 544
W 39 3/8" D 11 7/8" H 21 3/8"



DTK4
shiny/black chrome/pewter colour structure

W 1200 D 300 H 544
W 47 1/4" D 11 7/8" H 21 3/8"



DTK5
shiny/black chrome/pewter colour structure

DATASHEET

REGISTERED
DESIGN

XII.2014

molteni.it

Dimensions in millimeters and inches. The right to discontinue and make changes is reserved. This information is based on the latest product information available at the time of printing.

DIMENSIONS

side tables with gres top th 6

ø 450 H 334
ø 17 3/4" H 13 1/8"



DTR1

shiny/black chrome/pewter colour structure

ø 450 H 479
ø 17 3/4" H 18 7/8"



DTR2

shiny/black chrome/pewter colour structure

ø 620 H 394
ø 24 3/8" H 15 1/2"



DTR3

shiny/black chrome/pewter colour structure

side tables with glass top th 10

ø 450 H 338
ø 17 3/4" H 13 1/4"



DTR1

shiny/black chrome/pewter colour structure
structure matt lacquer colours

ø 450 H 483
ø 17 3/4" H 19"



DTR2

shiny/black chrome/pewter colour structure
structure matt lacquer colours

ø 620 H 398
ø 24 3/8" H 15 5/8"

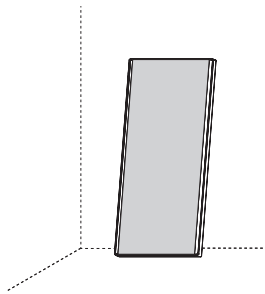


DTR3

shiny/black chrome/pewter colour structure
structure matt lacquer colours

mirror with shiny chrome frame

W 900 H 2100 th 50
ø 35 3/8" H 82 3/4" th 2"



SP1

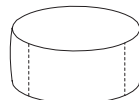
poufs

ø 440 H 370
ø 17 3/8" H 14 5/8"



DPF1

ø 890 H 370
ø 35" H 14 5/8"



DPF2

ø 1200 H 370
ø 47 1/4" H 14 5/8"



DPF3

DATASHEET

REGISTERED
DESIGN

XII.2014

FINISHES

	MATT LACQUER/ OPEN GRAIN LACQUER	GLOSSY LACQUER	COLOURED GLASS	ETCHED COLOURED GLASS
CHALK WHITE	•	•	•	•
IVORY	•			
PEARL	•	•	•	•
SILICA	•	•	•	•
SAND	•	•	•	•
PLATINUM	•	•	•	•
DUNE	•	•	•	•
CLAY	•	•	•	•
DOLOMITE GREY	•	•	•	•
BORDEAUX	•	•	•	•
MOKA	•	•	•	•
ORANGE	•	•	•	•
MUSTARD	•	•	•	•
CARAMEL	•	•	•	•
LIGHT BLUE GREY	•	•	•	•
AQUAMARINE	•	•	•	•
VENETIAN RED	•	•	•	•
LEAD	•	•	•	•
ANTHRACITE	•	•	•	•
BLACK	•	•	•	•
LESSLESS RED	•			
	only matt lacquer			


FINISHES

WOODS


EUCALYPTUS




AMERICAN WALNUT



GREY OAK




BLACK OAK



DARK ELM



LIGHT ELM



CEDAR



MARBLES

WHITE CARRARA MARBLE



CALACATTA MARBLE



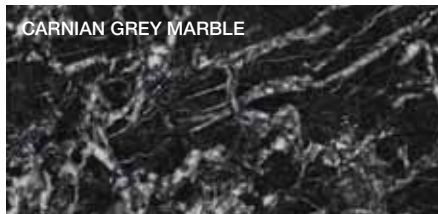
RED FRENCH MARBLE



EMPERADOR DARK MARBLE



CARNIAN GREY MARBLE




ABSOLUTE BLACK GRANITE



GRES

WHITE GRES




ANTHRACITE GRES



METAL PARTS


BLACK CHROME



SHINY ALUMINIUM



PEWTER COLOUR




MILLERIGHE
GLISS QUICK FRONT




MILLERIGHE
GLISS QUICK, GLISS 5TH STRUCTURE



DWELL
DOOR FRAME, TRACK COVERING PROFILES



CARTAPAGLIA
GLISS QUICK, GLISS WALK-IN FRONT



Millerighe dark finish available also for Gliss Walk-In where specifically indicated in the pricelist