

Molteni & C

CHELSEA— RODOLFO DORDONI 2014

1—
3



Chelsea is a series of chairs in varied styles, particularly well-suited to dining rooms where the pleasure of good food is accompanied by the pleasure of cultured, cosmopolitan conversation. With a frame of simple design but elegant proportions, it comes in three backrest options: two with arms, one without. Completing the proposition is a classic bergère chair with renovated styling and improved comfort, seemingly straight from a typical London club in Chelsea, the location that the series draws inspiration from. Fabrics and leathers from the Molteni&C collection add particular value to the project, perceived as unique and timeless.

FEATURES

The Chelsea chairs, like the armchair from the same product family, carry the essence of contemporary design and the memory of tradition. Their personality reaches toward the future, which brings with it the certainty of experience. The strong mark of the solid wood structure balances the fluid lines of the backrests blending ergonomics and elegance to create comfortable chairs. The value of handcraftsmanship is expressed in the masterful use of high quality raw materials: wood, fabric and leather. Details were designed and applied with passion and care, which underscores the versatile nature and appeal of these pieces.

DATASHEET

REGISTERED
DESIGN

XII.2014

molteni.it

Dimensions in millimeters and inches. The right to discontinue and make changes is reserved. This information is based on the latest product information available at the time of printing.

FINISHES

COVERS

fabric - leather, completely removable.
Available in fire-resistant version (TB117 and BS5852).

WOOD FINISHES

eucalyptus (solid wood stained) - grey oak - black oak - light elm (solid wood stained) -
dark elm (solid wood stained)

Molteni & C

TECHNICAL INFORMATION

STRUCTURE

In solid Oak (Quercus). The Elm version is in Oak tinted. In solid Maple wood (Acer) for the Eucalyptus model.
Feet in plastic non slip material.

ARMCHAIR SEAT

Metal frame with elastic straps. Flexible, cold foamed polyurethane. Velvetreen resin bonded cover. Polyurethane seat cushion.

CHAIR SEATS

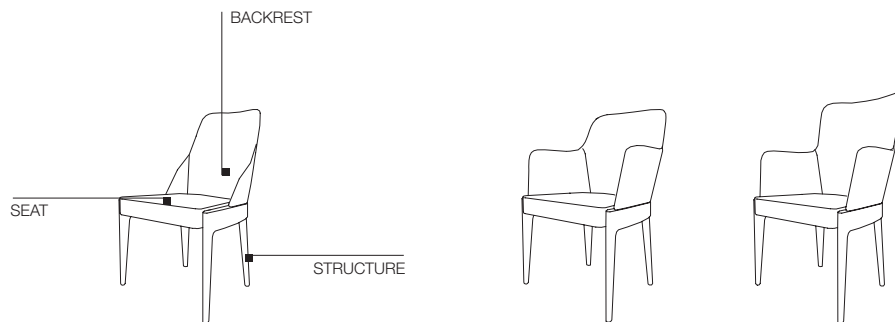
Internal structure is a solid firwood (Picea abies) frame and chipboard, with elastic straps. Padding in variable density high-resistance foam polyurethane. Light velvet cover.

BACKREST (ARMCHAIR AND CHAIR)

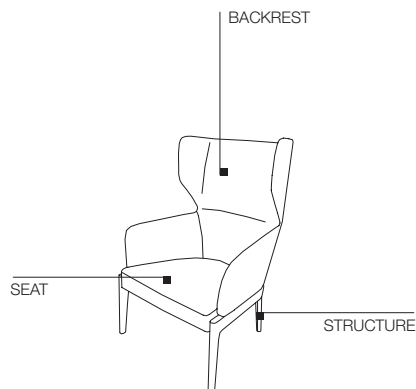
Internal structure in Polimex (composite polyester/polyurethane material) covered with density high-resistance foam polyurethane. Light velvet cover.

EXTERNAL REMOVABLE SLIPCOVERS

(See enclosed label, referring to the specific slipcover).



CHAIRS



ARMCHAIR

DATASHEET

REGISTERED
DESIGN

XII.2014

CHELSEA—
RODOLFO
DORDONI
2014

DIMENSIONS

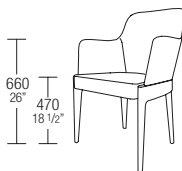
chair

W 540 D 620 H 840
W 21 1/4" D 24 3/8" H 33 1/8"



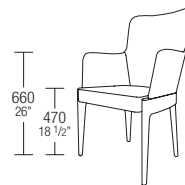
CSE1

W 620 D 620 H 840
W 24 3/8" D 24 3/8" H 33 1/8"



CSB1

W 620 D 620 H 940
W 24 3/8" D 24 3/8" H 37"



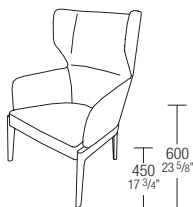
CSB2

Molteni & C

3—
3

armchair

W 720 D 810 H 1050
W 28 3/8" D 31 7/8" H 41 3/8"



CP01

DATASHEET

REGISTERED
DESIGN

XII.2014

molteni.it

Dimensions in millimeters and inches. The right to discontinue and make changes is reserved. This information is based on the latest product information available at the time of printing.