

# Molteni & C

## DOMINO NEXT — NICOLA GALLIZIA 2016

1—  
3



In his search for stylized forms and characterful materials, Nicola Gallizia develops a series of versatile and complementary units that can fit into each other or be set side by side, such as small oval tables, benches and poufs. They are made using and alternating steel, wood, stone, textiles and leather. Color, matter and form are the inspiration and the synthesis of the collection.

**DATASHEET**

REGISTERED  
DESIGN

IV.2016

**molteni.it**

Dimensions in millimeters and inches. The right to discontinue and make changes is reserved. This information is based on the latest product information available at the time of printing

## FINISHES

### SMALL TABLES AND BENCH STRUCTURE FINISHES

pewter colour  
black chrome  
shiny chrome

### MARBLE SMALL TABLES TOP FINISHES

white Carrara  
emperador dark  
black marquina  
Sahara noir

### WOODEN SMALL TABLES TOP FINISHES

eucalyptus  
grey oak  
graphite oak

### GLASS TOP FINISHES

coloured glass  
in the Molteni colour range  
etched coloured glass  
in the Molteni colour range

Available in fire-resistant version (TB117 and BS5852).

## TECHNICAL INFORMATION

### SMALL TABLES STRUCTURE (CHROME AND/OR PAINTED VERSIONS)

Steel with non-slip plastic feet.

### WOODEN TOP

Wooden particleboard faced with Eucalyptus (*Eucalyptus globulus*) or Oak (*Quercus*) veneer painted in colours from the "Molteni Range".

### MARBLE TOP

Marble in Range finishes with anti-stain, water-repellent treatments.

### GLASS TOP

Glass (th. 10mm), tempered coloured extralight or etched and coloured in the colours available in the "Molteni Range".

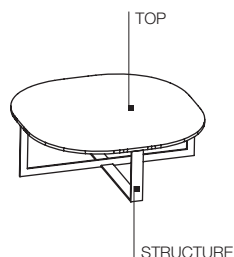
### POUF

Solid firwood (*Picea abies*) and plywood frame, padded with foam polyurethane in various densities. Light velvet cover and plastic feet.

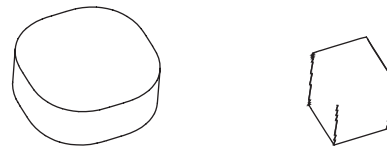
### OUTER COVERING

See card attached, specific to each cover.

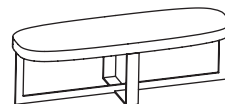
### SMALL TABLES



### POUF



### BENCH



## DATASHEET

REGISTERED  
DESIGN

IV.2016

**DIMENSIONS**

**small tables**  
**H 450 - H 17 3/4"**  
W 450 D 450  
W 17 3/4" D 17 3/4"



**DTA1**

W 600 D 600  
W 23 5/8" D 23 5/8"  
3 legs



**DTA2**

W 600 D 600  
W 23 5/8" D 23 5/8"  
4 legs



**DTA3**

**small tables**  
**H 390 - H 15 3/8"**  
W 900 D 900  
W 35 3/8" D 35 3/8"



**DTA4**

W 1200 D 1200  
W 47 1/4" D 47 1/4"



**DTA5**

W 1400 D 700  
W 55 1/8" D 27 1/2"



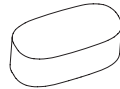
**DTA6**

**pouf**  
**H 350 - H 13 3/4"**  
W 450 D 450  
W 17 3/4" D 17 3/4"



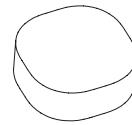
**DPU01**

W 900 D 450  
W 35 3/8" D 17 3/4"



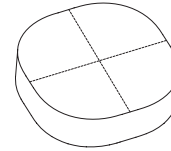
**DPU02**

W 900 D 900  
W 35 3/8" D 35 3/8"



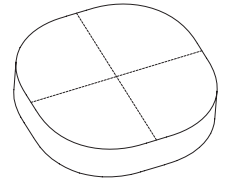
**DPU03**

W 1200 D 1200  
W 47 1/4" D 47 1/4"



**DPU04**

W 1500 D 1500  
W 59" D 59"



**DPU05**

**pouf**  
**H 350 - H 13 3/4"**  
W 450 D 450  
W 17 3/4" D 17 3/4"



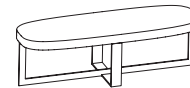
**DPU11**

**H 430 - H 16 7/8"**  
W 450 D 450  
W 17 3/4" D 17 3/4"



**DPU12**

**bench**  
**H 420 - H 16 1/2"**  
W 1400 D 400  
W 55 1/8" D 15 3/4"



**DPA1**

Molteni & C

3—  
3

DATASHEET

REGISTERED  
DESIGN

IV.2016

molteni.it

Dimensions in millimeters and inches. The right to discontinue and make changes is reserved. This information is based on the latest product information available at the time of printing

# Molteni & C

## FINISHES MOLTENI&C RANGE

IX.2016

	MATT LACQUER OPEN GRAIN LACQUER	GLOSSY LACQUER	COLOURED GLASS	ETCHED COLOURED GLASS	PLASTER LACQUERED CARTAPAGLIA LACQUERED <i>only Gliss Master</i>	STOPSOL
CHALK WHITE	•	•	•	•	•	
IVORY	•				•	
PEARL	•	•	•	•	•	
SILICA	•	•	•	•	•	
SAND	•	•	•	•	•	
PLATINUM	•	•	•	•	•	
DUNE	•	•	•	•	•	
CLAY	•	•	•	•	•	
DOLOMITE GREY	•	•	•	•	•	
RUBY	•	•	•	•	•	
CARAMEL	•	•	•	•	•	
MOKA	•	•	•	•	•	
MUSTARD	•	•	•	•	•	
CADMIUM	•	•	•	•	•	
LIGHT BLUE GREY	•	•	•	•	•	
BALTIC GREEN	•	•	•	•	•	
LEAD	•	•	•	•	•	
ANTHRACITE	•	•	•	•	•	
BLACK	•	•	•	•	•	
BRONZE				•		
GREY						•
LESSLESS RED <i>only matt lacquer</i>	•					

# Molteni & C

## FINISHES MOLTENI&C RANGE


IX.2016

### WOODS


EUCALYPTUS



AMERICAN WALNUT



GRAPHITE OAK



GREY OAK



BLACK OAK



DARK ELM



LIGHT ELM




CEDAR

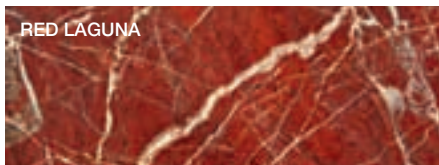


### MARBLES


WHITE CARRARA



RED LAGUNA



EMPERADOR DARK



BLACK MARQUINA




SAHARA NOIR



### GRES

WHITE



ANTHRACITE




### METAL PARTS


BLACK CHROME




SHINY ALUMINIUM



PEWTER COLOUR



COPPER



DWELL  
DOOR FRAME, TRACK COVERING PROFILES

ANODISED ALUMINIUM



BROWN ALUMINIUM



The finishes shown are indicative and refer to the entire production range. We recommend that you consult the "Colour Range" samples which show the complete range of finishes, including those not shown here. Molteni&C reserves the right to modify the range without warning.