

# Molteni & C

## DIAMOND — PATRICIA URQUIOLA 2004

1—  
3



A range of tables with folded legs like a delicate origami. An element skillfully assembled by a light folded aluminum foil and an internal part composed by aluminum and polyurethane inserts to give stability. The square or rectangular tops are available in glass, the support structure is either shiny aluminum or glossy lacquered. Diamond won the Red dot design award Best of the best in 2005.

Ongoing research and experimentation with innovative and characterful materials, to integrate products already in the collection with this year's new additions, leads to expanding the versions of Patricia Urquiola's Diamond, now also with the frame in the new copper finish and marble tops, such as the new Sahara Noir.

Red dot design award  
Best of the best 2005: Diamond



DATASHEET

VII.2016

**molteni.it**

Dimensions in millimeters and inches. The right to discontinue and make changes is reserved. This information is based on the latest product information available at the time of printing.

## FINISHES

### STRUCTURE FINISHES

shiny aluminium - matt and glossy lacquered in the Molteni range of colours - copper

### GLASS TOP FINISHES

glossy lacquered glass in the Molteni range of colours - etched lacquered glass in the Molteni range of colours

### WOODEN TOP FINISHES

eucalyptus - grey oak - graphite oak - light elm - dark elm

### MARBLE TOP FINISHES

white Carrara - emperador dark - black marquina - Sahara noir

## TECHNICAL INFORMATION

### STRUCTURE

Anodised extruded aluminium or painted in colours from the Molteni range.

### GLASS TOP

Toughened crystal 8 mm thick, painted in colours from the Molteni range.

### WOODEN TOP

MDF panel with external part in anodised sheets aluminium 1 mm thick covered with Oak (Quercus), Elm (Ulmus rubra) or Eucalyptus (Eucalyptus globulus) sliced wood.

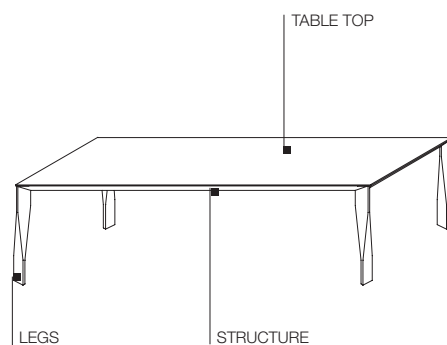
### LEGS

External folded part made from anodised sheet aluminium 1 mm thick or painted in colours from the Molteni Range. Internal part aluminium inserts and foam polyurethane. Non-slip plastic foot.

### MARBLE TOP

Marble in Range finishes with anti-stain, water-repellent treatments.

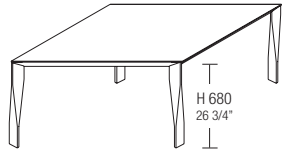
Reinforcement support in aluminium sheet 2 mm.



**DIMENSIONS**

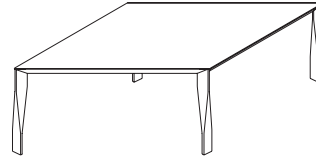
**square tables**

W 1400 D 1400 H 740  
W 55 1/8" D 55 1/8" H 29 1/8"



glass top    marble top    Sahara top  
**DT1V**    **DT1M**    **DT1S**

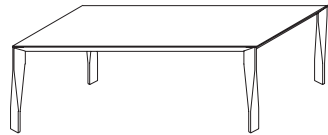
W 1600 D 1600 H 740  
W 63" D 63" H 29 1/8"



glass top    marble top    Sahara top  
**DT2V**    **DT2M**    **DT2S**


**rectangular tables**

W 2000 D 1000 H 740  
W 78 3/4" D 39 3/8" H 29 1/8"



glass top    wooden top    marble top    Sahara top  
**DT3V**    **DT3E**    **DT3M**    **DT3S**


W 2500 D 1000 H 740  
W 98 3/8" D 39 3/8" H 29 1/8"



glass top    wooden top    marble top    Sahara top  
**DT4V**    **DT4E**    **DT4M**    **DT4S**

**rectangular table**

W 2800 D 1100 H 740  
W 110 1/4" D 43 1/4" H 29 1/8"



glass top    wooden top    marble top    Sahara top  
**DT5V**    **DT5E**    **DT5M**    **DT5S**

# Molteni & C

## FINISHES MOLTENI&C RANGE

IX.2016

	MATT LACQUER OPEN GRAIN LACQUER	GLOSSY LACQUER	COLOURED GLASS	ETCHED COLOURED GLASS	PLASTER LACQUERED CARTAPAGLIA LACQUERED <i>only Gliss Master</i>	STOPSOL
CHALK WHITE	•	•	•	•	•	
IVORY	•				•	
PEARL	•	•	•	•	•	
SILICA	•	•	•	•	•	
SAND	•	•	•	•	•	
PLATINUM	•	•	•	•	•	
DUNE	•	•	•	•	•	
CLAY	•	•	•	•	•	
DOLOMITE GREY	•	•	•	•	•	
RUBY	•	•	•	•	•	
CARAMEL	•	•	•	•	•	
MOKA	•	•	•	•	•	
MUSTARD	•	•	•	•	•	
CADMIUM	•	•	•	•	•	
LIGHT BLUE GREY	•	•	•	•	•	
BALTIC GREEN	•	•	•	•	•	
LEAD	•	•	•	•	•	
ANTHRACITE	•	•	•	•	•	
BLACK	•	•	•	•	•	
BRONZE				•		
GREY						•
LESSLESS RED <i>only matt lacquer</i>	•					

# Molteni & C

## FINISHES MOLTENI&C RANGE


IX.2016

### WOODS


EUCALYPTUS



AMERICAN WALNUT



GRAPHITE OAK



GREY OAK



BLACK OAK



DARK ELM



LIGHT ELM




CEDAR

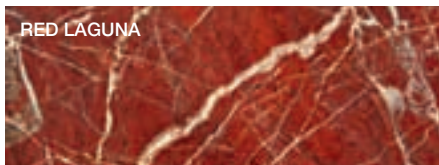


### MARBLES


WHITE CARRARA



RED LAGUNA



EMPERADOR DARK



BLACK MARQUINA




SAHARA NOIR



### GRES

WHITE



ANTHRACITE




### METAL PARTS


BLACK CHROME




SHINY ALUMINIUM



PEWTER COLOUR



COPPER



DWELL  
DOOR FRAME, TRACK COVERING PROFILES

ANODISED ALUMINIUM



BROWN ALUMINIUM



The finishes shown are indicative and refer to the entire production range. We recommend that you consult the "Colour Range" samples which show the complete range of finishes, including those not shown here. Molteni&C reserves the right to modify the range without warning.