

# Molteni & C

## ANTON — VINCENT VAN DUYSSEN 2017

1—  
3



A bed that perfectly expresses Vincent Van Duysen's design philosophy, where essentiality and carefully chosen materials achieve a perfect synthesis. Delicate but clean lines for a harmonious aesthetic balance, the result of reducing anything superfluous. Carefully studied details with delicate but clear lines transmit an impact of fascinating charm and evoke strong suggestions of a decisive, contemporary furnishing scheme; the seams delicately outline the proportions.

### DATASHEET

REGISTERED  
DESIGN

IV.2017

**molteni.it**

Dimensions in millimeters and inches. The right to discontinue and make changes is reserved. This information is based on the latest product information available at the time of printing.

## FINISHES

### COVERS

fabric - leather, completely removable.

### FEET AND BASE FINISH

pewter colour - copper

### WOODEN TOP BANCH APA03 FINISHES

eucalyptus - grey oak - graphite oak

Available in fire-resistant version (TB117 and BS5852) for a 10% surcharge.

# Molteni & C

## TECHNICAL INFORMATION

### HEADBOARD

Structure in veneer with foam rubber padding in varying densities. Velour cover.

### BED SURROUND

Structure in solid and multi-layer wood with moulded polyurethane padding and velour cover.

### FEET

Painted steel with floor slides in non-slip plastic.

### REMOVABLE OUTER COVERS

(See attached card, specific for each cover).

### MATTRESS-BASE SPACER

Plastic.

### BENCH STRUCTURE

In steel with feet in non-slip plastic.

### WOOD TOP

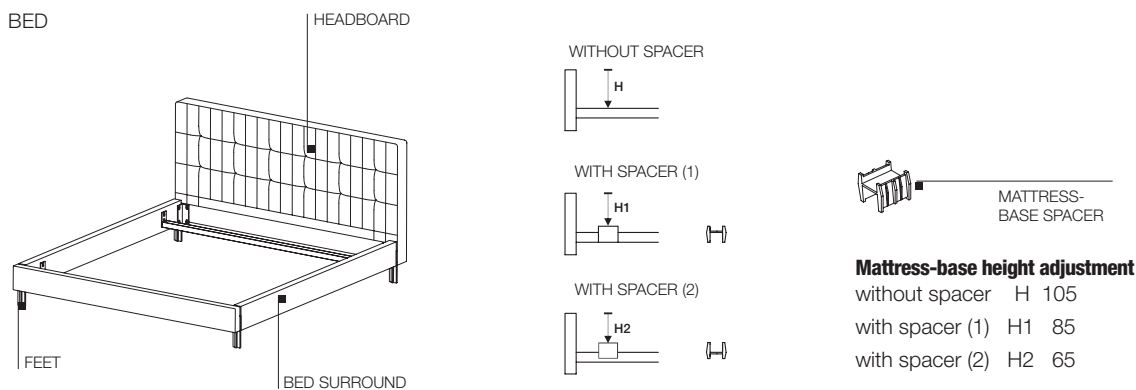
Chipboard panel covered with wood veneer in Eucalyptus (*Eucalyptus globulus*) or Oak (*Quercus*) painted in Molteni range colours.

### BENCH SEAT

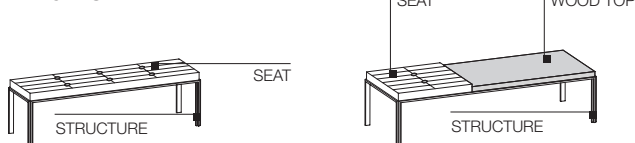
Structure in plywood with shaped polyurethane padding and and velour cover.

### REMOVABLE OUTER COVERS

(See attached card, specific for each cover).



### BENCHES

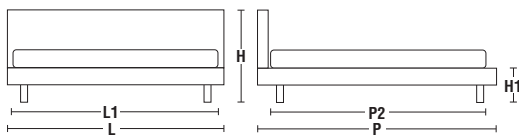


## DATASHEET

REGISTERED  
DESIGN

IV.2017

## DIMENSIONS



Molteni & C

3—  
3

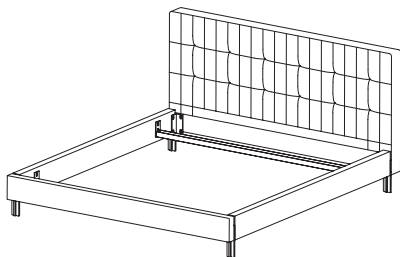
OUTER DIMENSIONS			INNER DIMENSIONS		
L	P	H	L1	P2	D
Width	Length	Height	Width	Length	Space for insertion of the slatted base
<b>1745</b> 68 3/4"	<b>2220</b> 87 3/8" standard model	<b>1050</b> 41 3/8"	<b>1600</b> 63"	<b>2010</b> 79 1/8" standard model	<b>65</b> 2 1/2"
<b>1845</b> 72 5/8"	<b>2320</b> 91 3/8" on request	<b>H1</b> Bed base height	<b>1700</b> 66 7/8"	<b>2110</b> 83 1/8" on request	<b>85</b> 3 3/8"
<b>1945</b> 76 5/8"	<b>2270</b> 89 3/8" for KS	<b>320</b> 12 5/8"	<b>KS1950</b> 76 3/4"	<b>2060</b> 81 1/8" for KS	<b>105</b> 4 1/8"
<b>KS2095</b> 82 1/2"			<b>2000</b> 78 3/4"		
<b>2145</b> 84 1/2"			<b>QS1550</b> 61"		
<b>QS1695</b> 66 3/4"					

Depth of 2100 mm (82 3/4") (inner measurement) is also available by adding 10% more to the price on ALE16 - ALE17 - ALE18 - ALE20.

Slatted bases with electric movement cannot be used.

When ordering please specify feet finish.

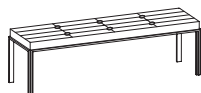
bed taking a single  
slatted base or  
2 individual slatted bases



ALEQS ALE16 ALE17 ALE18 ALE20 ALEKS

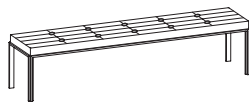
### bench

W 1400 D 400 H 420  
W 55 1/8" D 15 3/4" H 16 1/2"



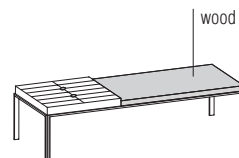
APA01

W 1800 D 400 H 420  
W 70 7/8" D 15 3/4" H 16 1/2"



APA02

W 1624 D 624 H 420  
W 63 7/8" D 24 5/8" H 16 1/2"



APA03

### DATASHEET

REGISTERED  
DESIGN

IV.2017

molteni.it

Dimensions in millimeters and inches. The right to discontinue and make changes is reserved. This information is based on the latest product information available at the time of printing.