

# ALUMINIUM BED SOFT

Francesco Bettoni

2000



A bed with upholstered headboard in fabric or leather, height 65 cm, and in same width of the bed.

Extra covers available except for beds with a fixed or leather upholstery.

**Frame in extruded anodized aluminium, with a natural finish.**

The upholstery, very soft and comfortable, fully covers the headboard frame (thickness 45 mm) with an extremely simple design.

Free choice of fabrics.

**For the choice of upholstery, please see the section 8 of the price list and the section "fabric collection" on the website.**

With customer's own leather, in order to assure a proper manufacture of the product, the leather piece must be larger than 5 sqm and with no defects, such as scars or holes.

## Sizes

Beds are in 4 widths with a fixed length of 210 cm.

Special sizes for slats and frame only in length are available, in multiples of 10 cm with a 15% extra charge.

For lead time, please contact our Sales Department.

Maximum available length 220 cm (slats usable length 210 cm).

Headboard height: 65 cm, unmodifiable.

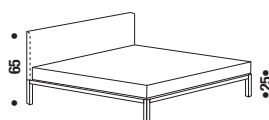
Bed height: 25 cm, unmodifiable.

## Slat bases

The slat base is not included in the bed price.

Slat bases are described and priced from page 6.6 to 6.8.

Single slat bases may be combined in a double-bed structure using the special aluminium-painted steel support bar.



bed sizes cm	slat sizes cm
170 x 210	160 x 200
180 x 210	170 x 200
190 x 210	180 x 200
210 x 210	200 x 200

# ACCESSORIES: slats

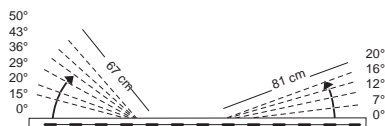
## MDF Italia SLAT BASES

The frame is in natural, 30x40 mm steel tubing, welded at right angles and finished with aluminium paint.

Compared to the bed frame, the base lies 10 mm lower.

All slat bases are self-supporting, and are available in a fixed position version, with a reclining headboard, or with reclining headboard and footboard.

The reclining headboard has six positions: 15°, 20°, 29°, 36°, 43°, 50°.



The footboard has 4 positions: 7°, 12°, 16°, 20°. The slats are made of 8 mm thick beech ply.

All slat frames may be fitted with fixed slats or slats that are individually self-adjusting (length 68 mm) or adjusting in pairs (length 38 mm). The slats tilt and adjust because they are mounted on flexible joints (they can change position both horizontally and vertically). They thus allow the mattress and base to adjust perfectly to the needs of the body and mattress.

Single slat bases may be combined in a double-bed structure using the special aluminium-painted steel support bar.


**Custom-made slat bases are available. For both length and width extra charge of 30% on the ordered dimension, for length only 15%.**

**Slat bases up to a max. of 100cm in width have one single set of slats; with larger sizes they come with two sets of slats.**

element	dims
slats, non-reclining	70x200
	75x200
	80x200
	85x200
	90x200
	100x200
	140x200
	150x200
	160x200
	170x200
180x200	
200x200	
slats, reclining headboard and footboard	70x200
	75x200
	80x200
	85x200
	90x200
Slat bases with reclining headboard and slat bases with reclining headboard and footboard shall be used preferably with a two-season latex mattress.	100x200
	140x200
	150x200
	100x200
	150x200

## SINGLE SLAT BASES (up to a max. of 100 cm in width)

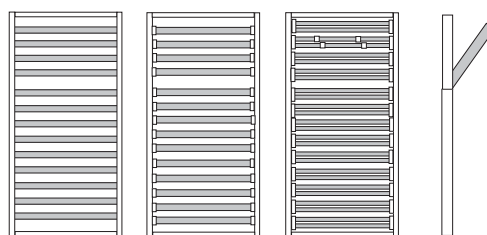
### Fixed position



#### No. slats

fixed 14      individually self-adjusting 15      self-adjusting pair 26

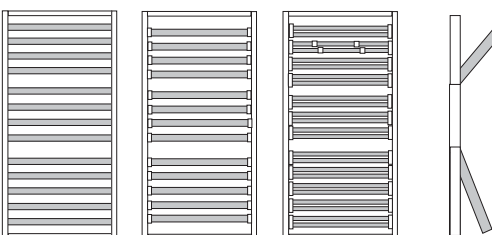
### Slat bases with reclining headboard



#### No. slats

fixed 13      individually self-adjusting 13      self-adjusting pair 26

### Slat bases with reclining headboard and footboard




#### No. slats

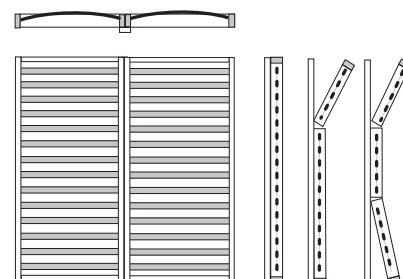
fixed 13      individually self-adjusting 14      self-adjusting pair 24

## SLAT BASES FOR DOUBLE OR QUEEN SIZE BEDS

### Double set of slats with widths over 100cm



### Flanked single slat bases



fixed-position slats



individually self-adjusting slats



self-adjusting pair slats

# ACCESSORIES

## MATRESSES

MDF Italia offers 4 kinds of mattress in 10 different widths.

The standard length is 2 m. On request, special-length mattresses are available (190 or 210 cm).

- **Orthopaedic sprung mattress (H 18/20 cm)**

Orthopaedic mattress with biconical springs in 2.2 mm tempered phosphatized steel. Filled with carded white cotton (1300 gr/sqm). Cover in 100% cotton fabric, sanitized.

- **Two-season orthopaedic sprung mattress (H 18/20 cm)**

Orthopaedic mattress with biconical springs in 2.2 mm tempered phosphatized steel. Filling: wool for winter side, in white carded cotton for summer side. Cover in 100% cotton, sanitized.

- **Novolates mattress (H 17 cm)**

One-piece polyurethane Novolates with two different densities 35 or 50 kg/cubic m

Filled with:

- for summer side, carded white cotton together with a layer in polyester fibre
- for winter side, white wool together with a layer in polyester fibre

Cover in 100% white cotton, sanitized.

The cover is easily removable and requires dry cleaning. Thanks to its special characteristics 'Novolates' adapts perfectly to the body shape.

Two versions available:

- medium density for weights to 80 kg.
- **high density for weights over 80 kg, at an extra charge of +8%**

- **Latex foam mattress (H 17 cm)**

Latex foam mattress structured using cells of varying diameters, which are larger in the areas requiring lower performances (head and feet) and smaller in the central part of the mattress (back). This allows the mattress to support the body perfectly. The cells, which are open and interconnected, guarantee a free circulation of air.

Filled with:

- for summer side, carded white cotton together with a layer in polyester fibre
- for winter side, white wool together with a layer in polyester fibre.

Cover in 100% white cotton, sanitized, easy to remove, dry cleaning required.

dims
70x200
75x200
80x200
85x200
90x200
100x200
140x200
150x200
160x200
170x200
180x200
200x200

## ACCESSORIES

Elements matching with MDF Italia Beds collection:

- **Cabinets 09**

Three drawers unit in white, with base on castors or stand.



- **Inmotion**

Free-standing or hanging cabinet storage units, W53 cm, matt lacquered white or matt black ash finish.



- **Flow Low table**

Round coffee tables with a central leg painted in aluminium with top in black or white resin, available in different sizes.



- **K table**

Square tables with top in ceramic and frame in painted steel, available in different sizes and colours.

